

Report Prepared On: 08/02/13

Structured Product Details

Name	Capped Buffered Return Enhanced Notes linked to Russell 2000 Index
Issue Size	\$325,000
Issue Price	\$1,000
Term	24 Months
Annualized Coupon	0.00%
Pricing Date	June 25, 2013
Issue Date	June 28, 2013
Valuation Date	June 25, 2015
Maturity Date	June 30, 2015
Issuer	JPMorgan
CDS Rate	52.19 bps
Swap Rate	0.58%
Reference Asset	the Russell 2000 Index
Initial Level	961.26
Dividend Rate	1.80%
Implied Volatility	23.11%
Delta¹	0.51
Fair Price at Issue	\$948.31
CUSIP	48126NCE5
SEC Link	www.sec.gov/Archives/edgar/data/19617/000095010313003952/dp39255_424b2-1527.htm

Related Research

Research Papers:

www.slcg.com/research.php

- "Are Structured Products Suitable for Retail Investors?" December 2006.
- "Structured Products in the Aftermath of Lehman Brothers," November 2009.
- "What TiVo and JP Morgan Teach Us about Reverse Convertibles," June 2010.

Tim Husson, Ph.D.,
 Senior Financial Economist, SLCG
 (+1) 703.890.0743
TimHusson@slcg.com

Capped Buffered Return Enhanced Notes linked to Russell 2000 Index

Description

JPMorgan issued \$325,000 of Capped Buffered Return Enhanced Notes linked to Russell 2000 Index on June 28, 2013 at \$1,000 per note.

These notes are JPMorgan-branded Buffered PLUS securities that do not pay periodic coupons, but instead pay a single amount at maturity depending on the final level of the Russell 2000 Index.

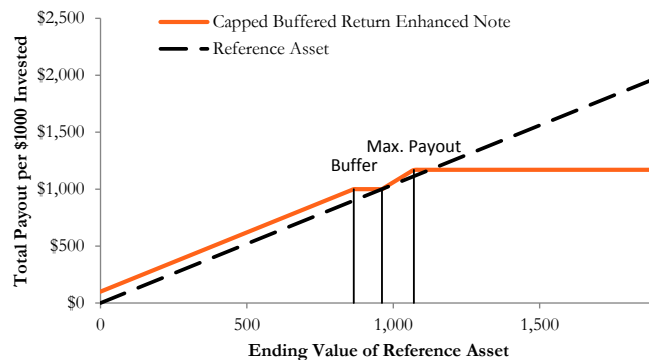
If on June 25, 2015 the Russell 2000 Index level is higher than 961.26, but lower than 1,070.20, the notes pay a return equal to the percentage increase in the Russell 2000 Index multiplied by 1.5, up to a cap of 17.00%. If on June 25, 2015 the refe is below 961.26 but not below 865.13, investors receive \$1,000 face value per note. If the Russell 2000 Index level on June 25, 2015 is lower than 865.13, investors receive face value per note reduced by the amount the reference asset is below 865.13 as a percent of the initial level, 961.26.

Valuation

This product can be valued as a combination of a note from JPMorgan, one short out-of-the-money put option, 1.5 long at-the-money call options, and 1.5 short out-of-the-money call options. For reasonable valuation inputs this note was worth \$948.31 when it was issued on June 28, 2013 because the value of the options investors gave JPMorgan plus the interest investors would have received on JPMorgan's straight debt was worth \$51.69 more than the options investors received from JPMorgan.

There is no active secondary market for most structured products. Structured products, including this note, therefore are much less liquid than simple stocks, bonds, notes and mutual funds. Investors are likely to receive less than the structured product's estimated market value if they try to sell the structured product prior to maturity. Our valuations do not incorporate this relative lack of liquidity and therefore should be considered an upper bound on the value of the structured product.

Payoff Curve at Maturity

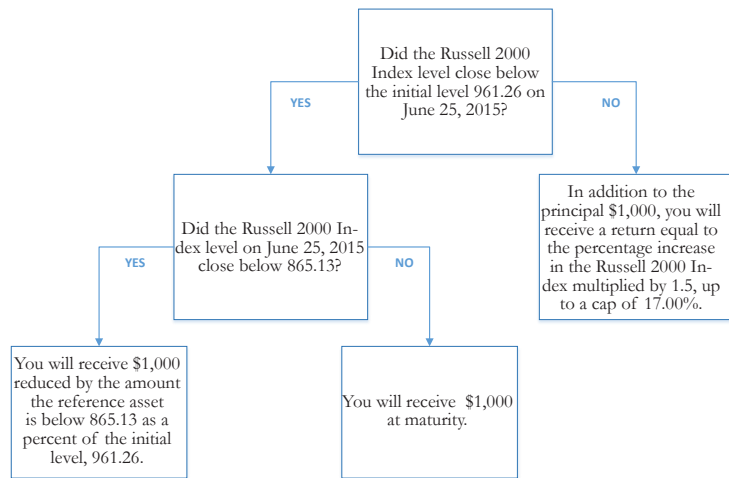


The payoff diagram shows the final payoff of this note given the Russell 2000 Index level (horizontal axis). For comparison, the dashed line shows the payoff if you invested in the Russell 2000 Index directly.

Principal Payback Table

The Russell 2000 Index	Note Payoff
0.00	\$100.00
96.13	\$200.00
192.25	\$300.00
288.38	\$400.00
384.50	\$500.00
480.63	\$600.00
576.76	\$700.00
672.88	\$800.00
769.01	\$900.00
865.13	\$1,000.00
961.26	\$1,000.00
1,057.39	\$1,150.00
1,153.51	\$1,170.00
1,249.64	\$1,170.00
1,345.76	\$1,170.00
1,441.89	\$1,170.00

Maturity Payoff Diagram

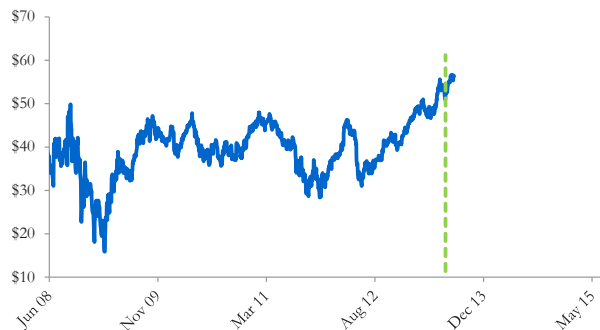


The contingent payoffs of this Capped Buffered Return Enhanced Note.

Analysis

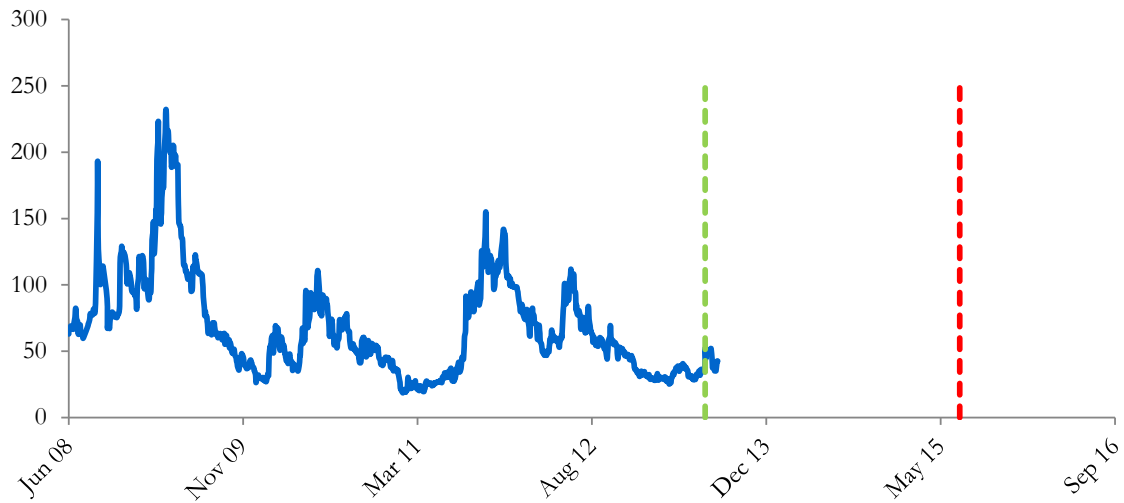
This Capped Buffered Return Enhanced Note pays investors the increase in the Russell 2000 Index multiplied by 1.5 capped at 17.00%, but if the Russell 2000 Index declines over the term of the note, investors will suffer losses equal to the percentage decline in the Russell 2000 Index. In addition, investors bear the credit risk of JPMorgan. Investors purchasing this Capped Buffered Return Enhanced Note effectively sell at-the-money put and out-of-the-money call options to JPMorgan, buy at-the-money call options, and a zero-coupon note from JPMorgan. This Capped Buffered Return Enhanced Note is fairly priced if and only if the market value of the options investors received from JPMorgan equals the market value of the options investors gave JPMorgan plus the interest investors would have received on JPMorgan’s straight debt.

JPMorgan’s Stock Price



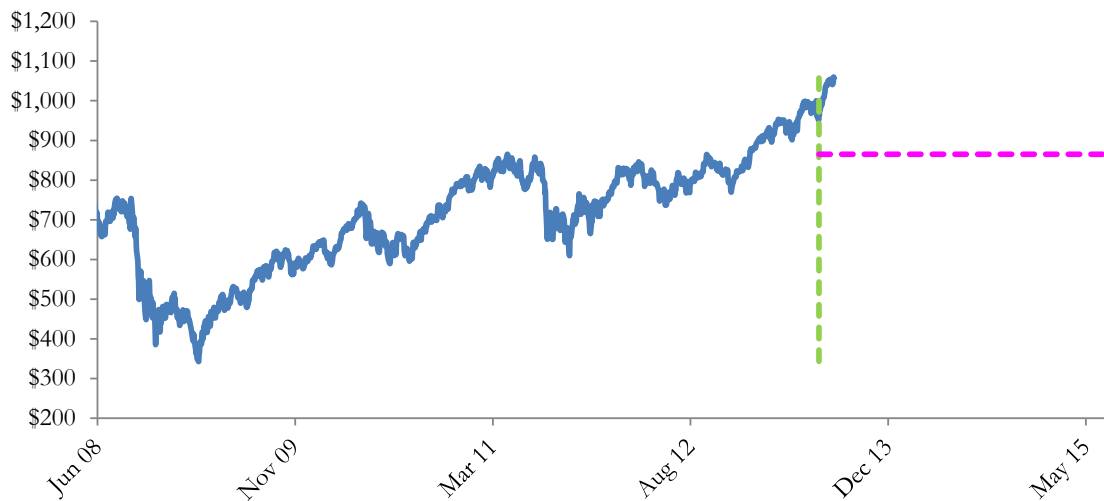
The graph above shows the adjusted closing price of the issuer JPMorgan for the past several years. The stock price of the issuer is an indication of the financial strength of JPMorgan. The adjusted price shown above incorporates any stock split, reverse stock split, etc.

JPMorgan's CDS Rate



Credit default swap (CDS) rates are the market price that investors require to bear credit risk of an issuer such as JPMorgan. CDS rates are usually given in basis points (bps). One basis point equals 0.01%. Higher CDS rates reflect higher perceived credit risk, higher required yields, and therefore lower market value of JPMorgan's debt, including outstanding Capped Buffered Return Enhanced Note. Fluctuations in JPMorgan's CDS rate impact the market value of the notes in the secondary market.

The Russell 2000 Index Level

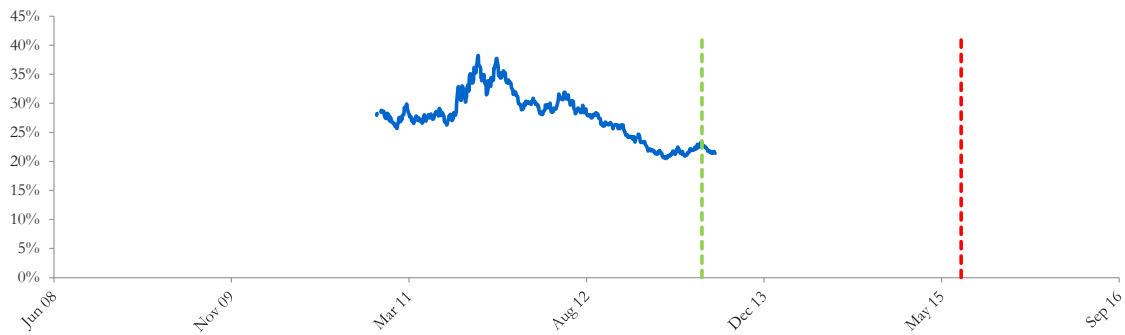


The graph above shows the historical levels of the Russell 2000 Index for the past several years. The final payoff of this note is determined by the Russell 2000 Index level at maturity. Higher fluctuations in the Russell 2000 Index level correspond to a greater uncertainty in the final payout of this Capped Buffered Return Enhanced Note.

Realized Payoff

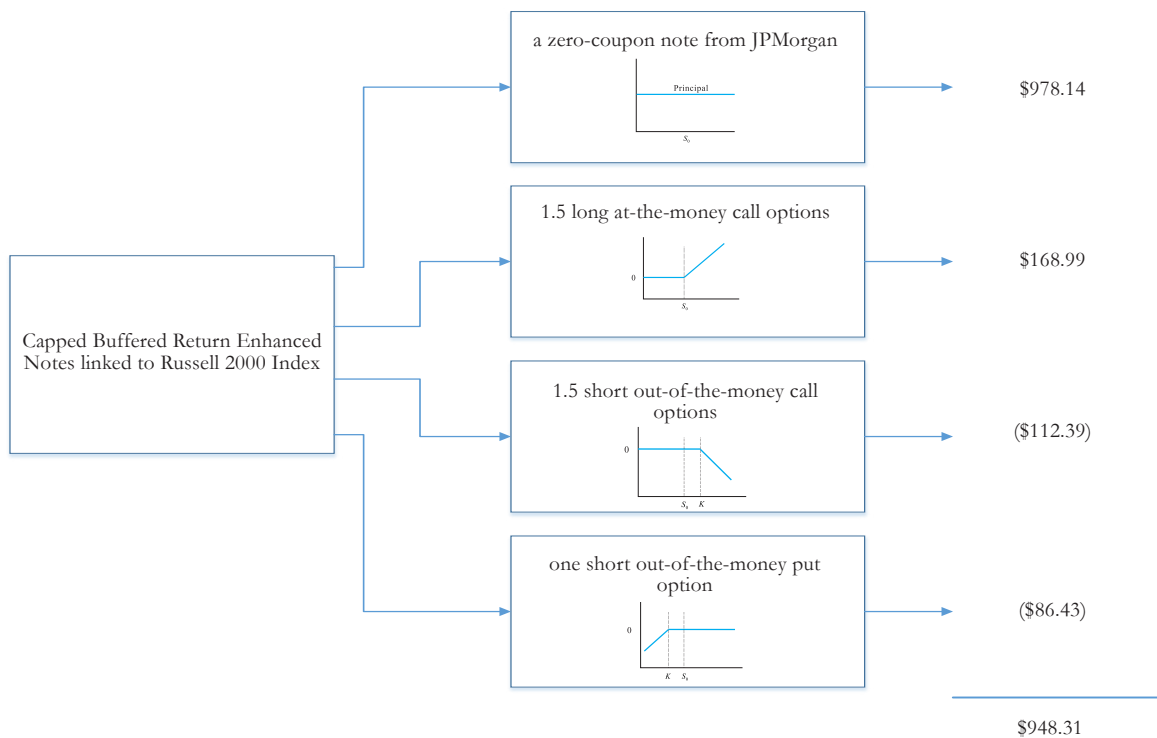
This product will mature on June 30, 2015.

Reference Asset The Russell 2000 Index's Implied Volatility



The annualized implied volatility of the Russell 2000 Index on June 25, 2013 was 23.11%, meaning that options contracts on the Russell 2000 Index were trading at prices that reflect an expected annual volatility of 23.11%. The higher the implied volatility, the larger the expected fluctuations of the Russell 2000 Index level and of the Note's market value during the life of the Notes.

Decomposition of this Capped Buffered Return Enhanced Note



This note can be decomposed into different components, and each component can be valued separately. The chart above shows the value of each component of this Capped Buffered Return Enhanced Note.

1. Delta measures the sensitivity of the price of the note to the the Russell 2000 Index level on June 25, 2013.
2. CDS rates can be considered a measure of the probability that an issuer will default over a certain period of time and the likely loss given a default. The lower the CDS rate, the lower the default probability. CDS rate is given in basis points (1 basis point equals 0.01%), and is considered as a market premium, on top of the risk-free rate, that investors require to insure against a potential default.
3. Fair price evaluation is based on the Black-Scholes model of the the Russell 2000 Index on June 25, 2013.
4. Calculated payout at maturity is only an approximation, and may differ from actual payouts at maturity.
5. Our evaluation does not include any transaction fees, broker commissions, or liquidity discounts on the notes.