

Report Prepared On: 10/29/12

## Structured Product Details

|                            |  |
|----------------------------|--|
| <b>Name</b>                | Reverse Exchangeable Notes linked to Joy Global Inc.   |
| <b>Issue Size</b>          | \$1.00 million   |
| <b>Issue Price</b>         | \$1,000  |
| <b>Term</b>                | 3 Months   |
| <b>Annualized Coupon</b>   | 9.00%  |
| <b>Pricing Date</b>        | June 13, 2012  |
| <b>Issue Date</b>          | June 18, 2012  |
| <b>Valuation Date</b>      | September 13, 2012   |
| <b>Maturity Date</b>       | September 18, 2012   |
| <b>Issuer</b>              | JPMorgan   |
| <b>CDS Rate</b>            | 64.05 bps  |
| <b>Swap Rate</b>           | 0.47%  |
| <b>Reference Asset</b>     | Joy Global Inc.'s stock  |
| <b>Initial Level</b>       | \$54.87  |
| <b>Conversion Price</b>    | \$54.87  |
| <b>Trigger Price</b>       | \$33.55  |
| <b>Dividend Rate</b>       | 1.27%  |
| <b>Implied Volatility</b>  | 50.71%   |
| <b>Delta<sup>1</sup></b>   | 0.23   |
| <b>Fair Price at Issue</b> | \$993.35   |
| <b>Realized Return</b>     | 9.30%  |
| <b>CUSIP</b>               | 48125VK41  |
| <b>SEC Link</b>            | <a href="http://www.sec.gov/Archives/edgar/data/19617/000089109212003385/e48825_424b2.htm">www.sec.gov/Archives/edgar/data/19617/000089109212003385/e48825_424b2.htm</a> |

## Related Research

### Research Papers:

[www.slcg.com/research.php](http://www.slcg.com/research.php)

- "Are Structured Products Suitable for Retail Investors?" December 2006.
- "Structured Products in the Aftermath of Lehman Brothers," November 2009.
- "What TiVo and JP Morgan Teach Us about Reverse Convertibles," June 2010.

## Geng Deng, Ph.D., FRM

Director, SLCG  
(+1) 703.890.0741  
[GengDeng@slcg.com](mailto:GengDeng@slcg.com)

## Reverse Exchangeable Notes linked to Joy Global Inc.

### Description

JPMorgan issued \$1.00 million of Reverse Exchangeable Notes linked to Joy Global Inc. on June 18, 2012 at \$1,000 per note.

These notes are JPMorgan-branded reverse convertibles. Reverse convertibles pay periodic interest coupons and at maturity convert into shares of the reference security if the price of the reference stock at the notes' maturity is below its price when the notes were issued and had closed below a specified "trigger" during the term of the notes.

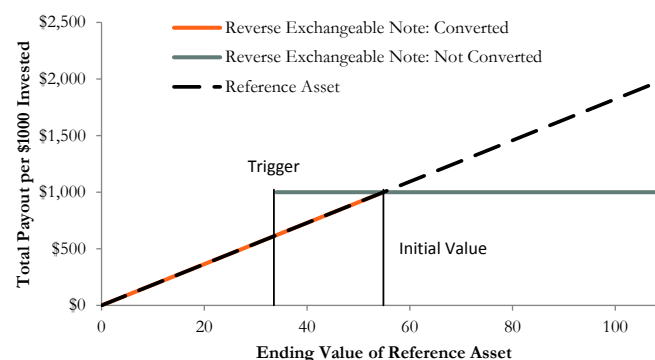
These 3-month notes pay monthly coupons at an annualized rate of 9.00%. In addition to the monthly coupons, at maturity on September 18, 2012 investors will receive the market value of 18.22 shares of Joy Global Inc.'s stock if on September 13, 2012 Joy Global Inc.'s stock price closes below \$54.87 (Joy Global Inc.'s stock price on June 13, 2012) and had ever closed at or below \$33.55 during the term of the notes. Otherwise, investors will receive the \$1,000 face value per note.

### Valuation

This JPMorgan reverse convertible linked to Joy Global Inc.'s stock can be valued as a combination of a note from JPMorgan and a short down-and-in, at-the-money put option on Joy Global Inc.'s stock. For reasonable valuation inputs this note was worth \$993.35 per \$1,000 when it was issued on June 18, 2012 because investors were effectively being paid only \$19.70 for giving JPMorgan an option which was worth \$26.35.

There is no active secondary market for most structured products. Structured products, including this note, therefore are much less liquid than simple stocks, bonds, notes and mutual funds. Investors are likely to receive less than the structured product's estimated market value if they try to sell the structured product prior to maturity. Our valuations do not incorporate this relative lack of liquidity and therefore should be considered an upper bound on the value of the structured product.

### Payoff Curve at Maturity

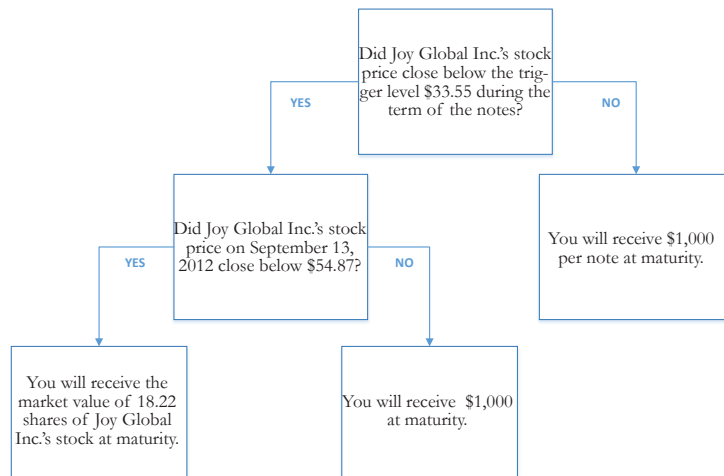


The payoff diagram shows the final payoff of this note given Joy Global Inc.'s stock price (horizontal axis). For comparison, the dashed line shows the payoff if you invested in Joy Global Inc.'s stock directly.

### Principal Payback Table

| Joy Global Inc.'s Stock | Converted Note Payoff | Non-Converted Note Payoff |
|-------------------------|-----------------------|---------------------------|
| \$0.00                  | \$0.00                |                           |
| \$5.49                  | \$100.00              |                           |
| \$10.97                 | \$200.00              |                           |
| \$16.46                 | \$300.00              |                           |
| \$21.95                 | \$400.00              |                           |
| \$27.44                 | \$500.00              |                           |
| \$32.92                 | \$600.00              |                           |
| \$38.41                 | \$700.00              | \$1,000.00                |
| \$43.90                 | \$800.00              | \$1,000.00                |
| \$49.38                 | \$900.00              | \$1,000.00                |
| <b>\$54.87</b>          | <b>\$1,000.00</b>     | <b>\$1,000.00</b>         |
| \$60.36                 | \$1,000.00            | \$1,000.00                |
| \$65.84                 | \$1,000.00            | \$1,000.00                |
| \$71.33                 | \$1,000.00            | \$1,000.00                |
| \$76.82                 | \$1,000.00            | \$1,000.00                |
| \$82.31                 | \$1,000.00            | \$1,000.00                |

### Maturity Payoff Diagram



The contingent payoffs of this Reverse Exchangeable Note.

### Analysis

This reverse convertible's 9.00% coupon rate is higher than the yield JPMorgan paid on its straight debt but, in addition to JPMorgan's credit risk, investors bear the risk that they will receive shares of Joy Global Inc.'s stock when they are worth substantially less than the face value of the note at maturity.

Investors purchasing reverse convertibles effectively sell put options to JPMorgan and post the note's issue price as collateral to secure satisfaction of the investors' obligations under the option contracts. JPMorgan pays investors a "coupon" that is part payment for the put options and part interest on the investors' posted collateral. This reverse convertible is fairly priced if and only if the excess of the reverse convertible's "coupon rate" above the interest JPMorgan pays on its straight debt equals the value of the put option investors are giving to JPMorgan. Whether the reverse convertible is suitable or not is equivalent to whether selling put options on the reference stock at the option premium being paid by JPMorgan was suitable for the investor.

### JPMorgan's Stock Price



The graph above shows the adjusted closing price of the issuer JPMorgan for the past several years. The stock price of the issuer is an indication of the financial strength of JPMorgan. The adjusted price shown above incorporates any stock split, reverse stock split, etc.

### JPMorgan's CDS Rate



Credit default swap (CDS) rates are the market price that investors require to bear credit risk of an issuer such as JPMorgan. CDS rates are usually given in basis points (bps). One basis point equals 0.01%. Higher CDS rates reflect higher perceived credit risk, higher required yields, and therefore lower market value of JPMorgan's debt, including outstanding Reverse Exchangeable Note. Fluctuations in JPMorgan's CDS rate impact the market value of the notes in the secondary market.

### Joy Global Inc.'s Stock Price

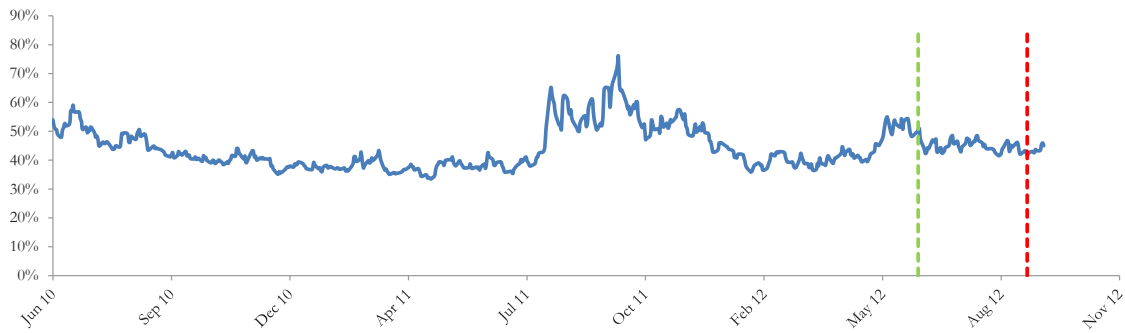


The graph above shows the historical levels of Joy Global Inc.'s stock for the past several years. The final payoff of this note is determined by Joy Global Inc.'s stock price at maturity. Higher fluctuations in Joy Global Inc.'s stock price correspond to a greater uncertainty in the final payout of this Reverse Exchangeable Note.

### Realized Payoff

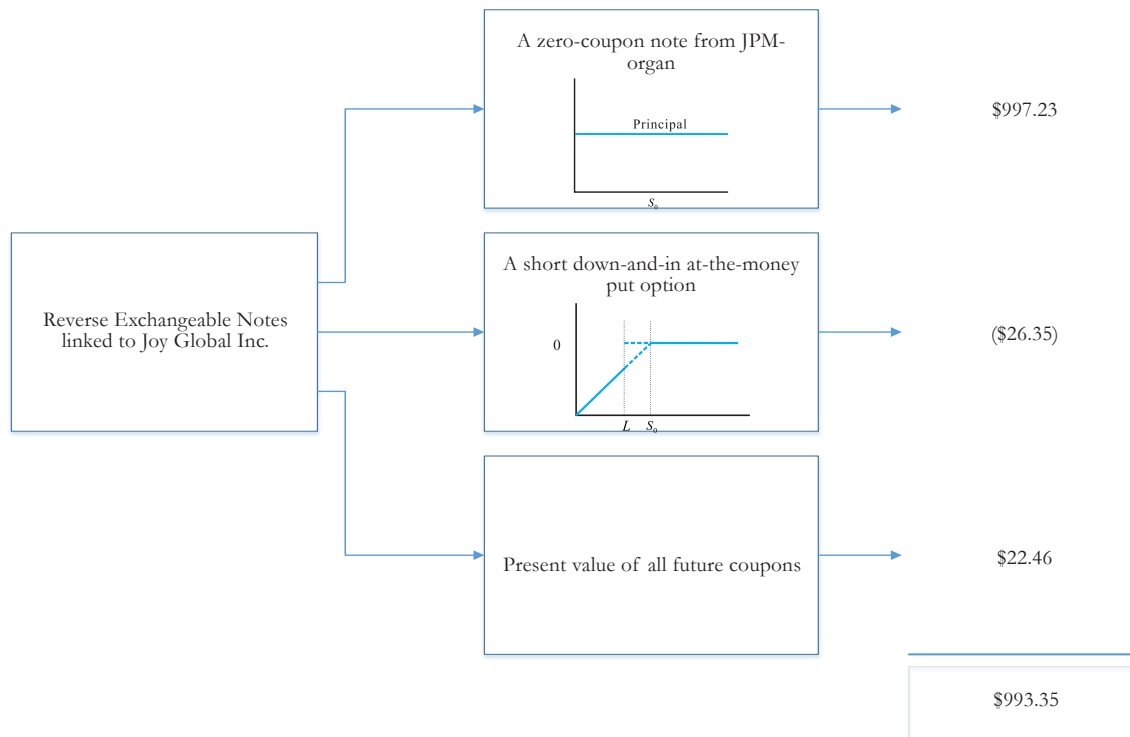
This note matured on September 18, 2012 and investors received \$1,000.00 per note.

## Reference Asset Joy Global Inc.'s Stock's Implied Volatility



The annualized implied volatility of Joy Global Inc.'s stock on June 13, 2012 was 50.71%, meaning that options contracts on Joy Global Inc.'s stock were trading at prices that reflect an expected annual volatility of 50.71%. The higher the implied volatility, the larger the expected fluctuations of Joy Global Inc.'s stock price and of the Note's market value during the life of the Notes.

## Decomposition of this Reverse Exchangeable Note



This note can be decomposed into different components, and each component can be valued separately. The chart above shows the value of each component of this Reverse Exchangeable Note.

1. Delta measures the sensitivity of the price of the note to the Joy Global Inc.'s stock price on June 13, 2012.
2. CDS rates can be considered a measure of the probability that an issuer will default over a certain period of time and the likely loss given a default. The lower the CDS rate, the lower the default probability. CDS rate is given in basis points (1 basis point equals 0.01%), and is considered as a market premium, on top of the risk-free rate, that investors require to insure against a potential default.
3. Fair price evaluation is based on the Black-Scholes model of the Joy Global Inc.'s stock on June 13, 2012.
4. Calculated payout at maturity is only an approximation, and may differ from actual payouts at maturity.
5. Our evaluation does not include any transaction fees, broker commissions, or liquidity discounts on the notes.