

Report Prepared On: 10/26/12

**Structured Product Details**

<b>Name</b>	Single Observation Reverse Exchangeable Note linked to Netflix, Inc.
<b>Issue Size</b>	\$635,000
<b>Issue Price</b>	\$1,000
<b>Term</b>	12 Months
<b>Annualized Coupon</b>	10.00%
<b>Pricing Date</b>	November 9, 2010
<b>Issue Date</b>	November 15, 2010
<b>Valuation Date</b>	November 9, 2011
<b>Maturity Date</b>	November 15, 2011
<b>Issuer</b>	JPMorgan
<b>CDS Rate</b>	37 bps
<b>Swap Rate</b>	0.76%
<b>Reference Asset</b>	Netflix, Inc.'s stock
<b>Initial Level</b>	\$170.46
<b>Conversion Price</b>	\$88.05
<b>Trigger Price</b>	\$88.64
<b>Dividend Rate</b>	0.00%
<b>Implied Volatility</b>	51.98%
<b>Delta<sup>1</sup></b>	0.28
<b>Fair Price at Issue</b>	\$995.45
<b>Realized Return</b>	-40.38%
<b>CUSIP</b>	48124AT31
<b>SEC Link</b>	<a href="http://www.sec.gov/Archives/edgar/data/19617/000089109210005068/e40825_424b2.htm">www.sec.gov/Archives/edgar/data/19617/000089109210005068/e40825_424b2.htm</a>

**Related Research**

**Research Papers:**

[www.slcg.com/research.php](http://www.slcg.com/research.php)

- "Are Structured Products Suitable for Retail Investors?" December 2006.
- "Structured Products in the Aftermath of Lehman Brothers," November 2009.
- "What TiVo and JP Morgan Teach Us about Reverse Convertibles," June 2010.

**Mike Yan, Ph.D.,**  
 Senior Financial Economist, SLCG  
 (+1) 703.539.6780  
[MikeYan@slcg.com](mailto:MikeYan@slcg.com)

**Single Observation Reverse Exchangeable Note linked to Netflix, Inc.**

**Description**

JPMorgan issued \$635,000 of Single Observation Reverse Exchangeable Note linked to Netflix, Inc. on November 15, 2010 at \$1,000 per note.

These notes are JPMorgan-branded single observation reverse convertibles. Single observation reverse convertibles pay periodic interest coupons and at maturity convert into shares of the reference security if the price of the reference security at the notes' maturity is below the trigger price determined when the notes were issued.

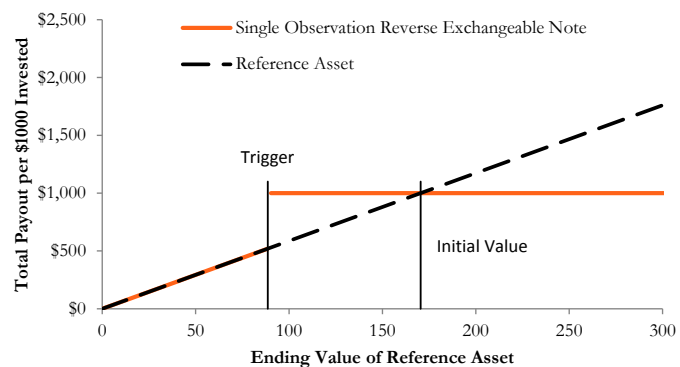
These 12-month notes pay monthly coupons at an annualized rate of 10.00%. In addition to the monthly coupons, on November 15, 2011 investors will receive the market value of 5.87 shares of Netflix, Inc.'s stock if on November 9, 2011 Netflix, Inc.'s stock closes below \$88.64 (52% of Netflix, Inc.'s stock price on November 9, 2010). Otherwise, investors will receive the \$1,000 face value per note.

**Valuation**

This JPMorgan single observation reverse convertible linked to Netflix, Inc.'s stock can be valued as a combination of a note from JPMorgan and a short European out-of-the-money cash-or-nothing put option, and a short European out-of-the-money put option on Netflix, Inc.'s stock. For reasonable valuation inputs this note was worth \$995.45 per \$1,000 when it was issued on November 15, 2010 because investors were effectively being paid only \$88.29 for giving JPMorgan options which were worth \$92.84.

There is no active secondary market for most structured products. Structured products, including this note, therefore are much less liquid than simple stocks, bonds, notes and mutual funds. Investors are likely to receive less than the structured product's estimated market value if they try to sell the structured product prior to maturity. Our valuations do not incorporate this relative lack of liquidity and therefore should be considered an upper bound on the value of the structured product.

**Payoff Curve at Maturity**

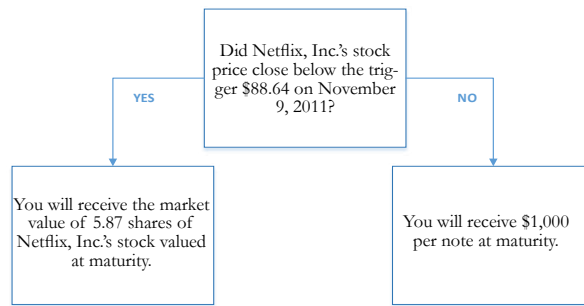


The payoff diagram shows the final payoff of this note given Netflix, Inc.'s stock price (horizontal axis). For comparison, the dashed line shows the payoff if you invested in Netflix, Inc.'s stock directly.

**Principal Payback Table**

Netflix, Inc.'s Stock	Note Payoff
\$0.00	\$0.00
\$17.05	\$100.00
\$34.09	\$200.00
\$51.14	\$300.00
\$68.18	\$400.00
\$85.23	\$500.00
\$102.28	\$1,000.00
\$119.32	\$1,000.00
\$136.37	\$1,000.00
\$153.41	\$1,000.00
<b>\$170.46</b>	<b>\$1,000.00</b>
\$187.51	\$1,000.00
\$204.55	\$1,000.00
\$221.60	\$1,000.00
\$238.64	\$1,000.00
\$255.69	\$1,000.00

**Maturity Payoff Diagram**



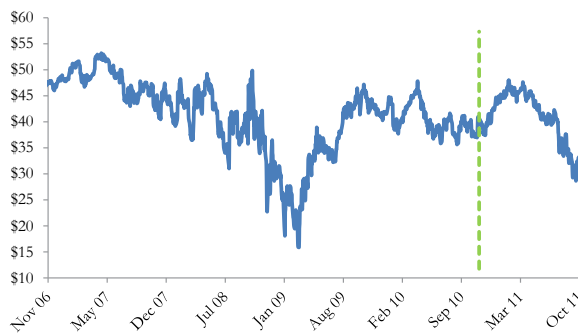
*The contingent payoffs of this Single Observation Reverse Exchangeable Note.*

**Analysis**

This single observation reverse convertible's 10.00% coupon rate is higher than the yield JPMorgan paid on its straight debt but, in addition to JPMorgan's credit risk, investors bear the risk that they will receive shares of Netflix, Inc.'s stock when those shares are worth substantially less than the face value of the note at maturity.

Investors purchasing these reverse convertibles effectively sell put options to JPMorgan and post the note's issue price as collateral to secure satisfaction of the investors' obligations under the option contracts. JPMorgan pays investors a "coupon" that is part payment for the put options and part interest on the investors' posted collateral. This reverse convertible is fairly priced if and only if the difference between the reverse convertible's "coupon rate" and interest paid on JPMorgan's straight debt equals the value of the put option investors are giving to JPMorgan. Whether this reverse convertible is suitable or not is identically equivalent to whether selling put options on the reference stock at the option premium being paid by JPMorgan was suitable for the investor.

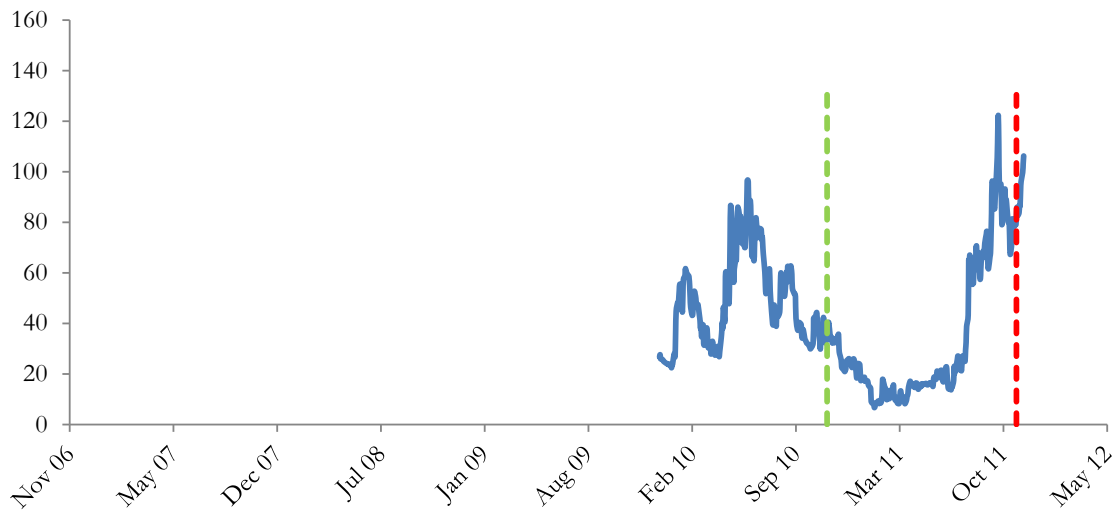
**JPMorgan's Stock Price**



*The graph above shows the adjusted closing price of the issuer JPMorgan for the past several years. The stock price of the issuer is an indication of the financial strength of JPMorgan. The adjusted price shown above incorporates any stock split, reverse stock split, etc.*

### JPMorgan's CDS Rate

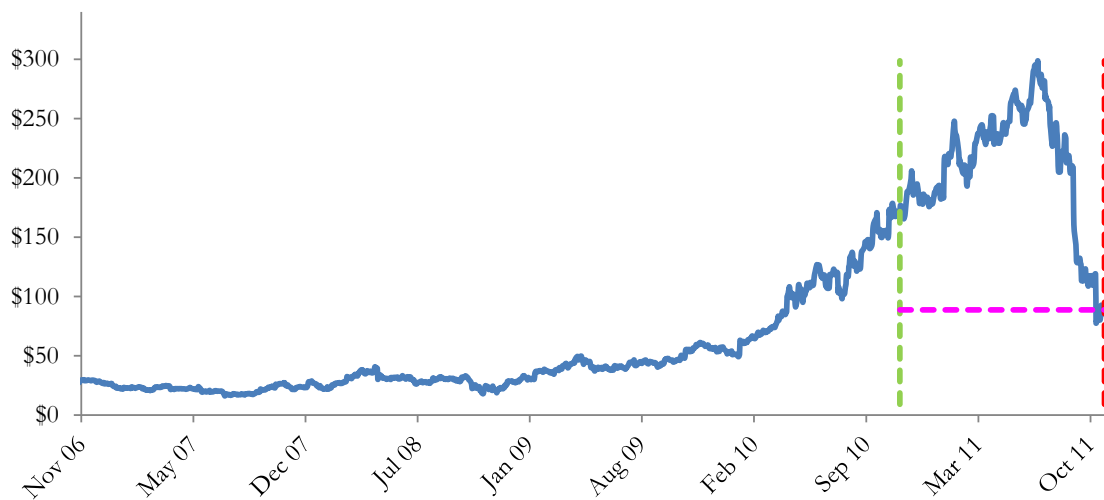
---



Credit default swap (CDS) rates are the market price that investors require to bear credit risk of an issuer such as JPMorgan. CDS rates are usually given in basis points (bps). One basis point equals 0.01%. Higher CDS rates reflect higher perceived credit risk, higher required yields, and therefore lower market value of JPMorgan's debt, including outstanding Single Observation Reverse Exchangeable Note. Fluctuations in JPMorgan's CDS rate impact the market value of the notes in the secondary market.

### Netflix, Inc.'s Stock Price

---



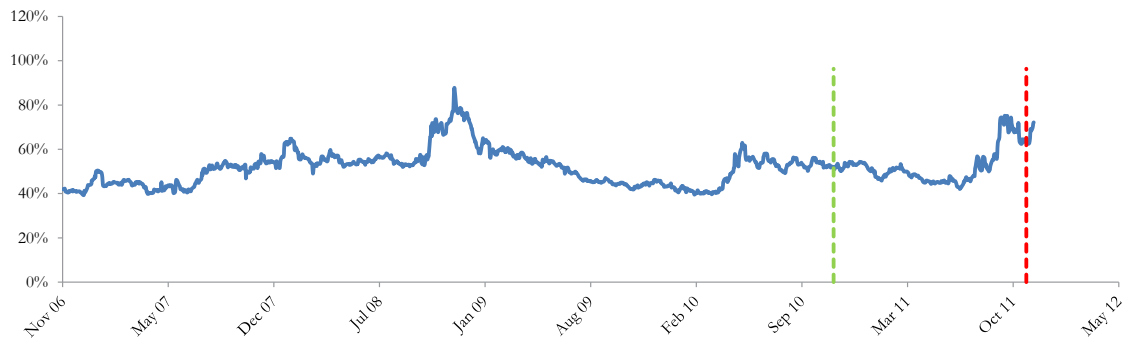
The graph above shows the historical levels of Netflix, Inc.'s stock for the past several years. The final payoff of this note is determined by Netflix, Inc.'s stock price at maturity. Higher fluctuations in Netflix, Inc.'s stock price correspond to a greater uncertainty in the final payout of this Single Observation Reverse Exchangeable Note.

### Realized Payoff

---

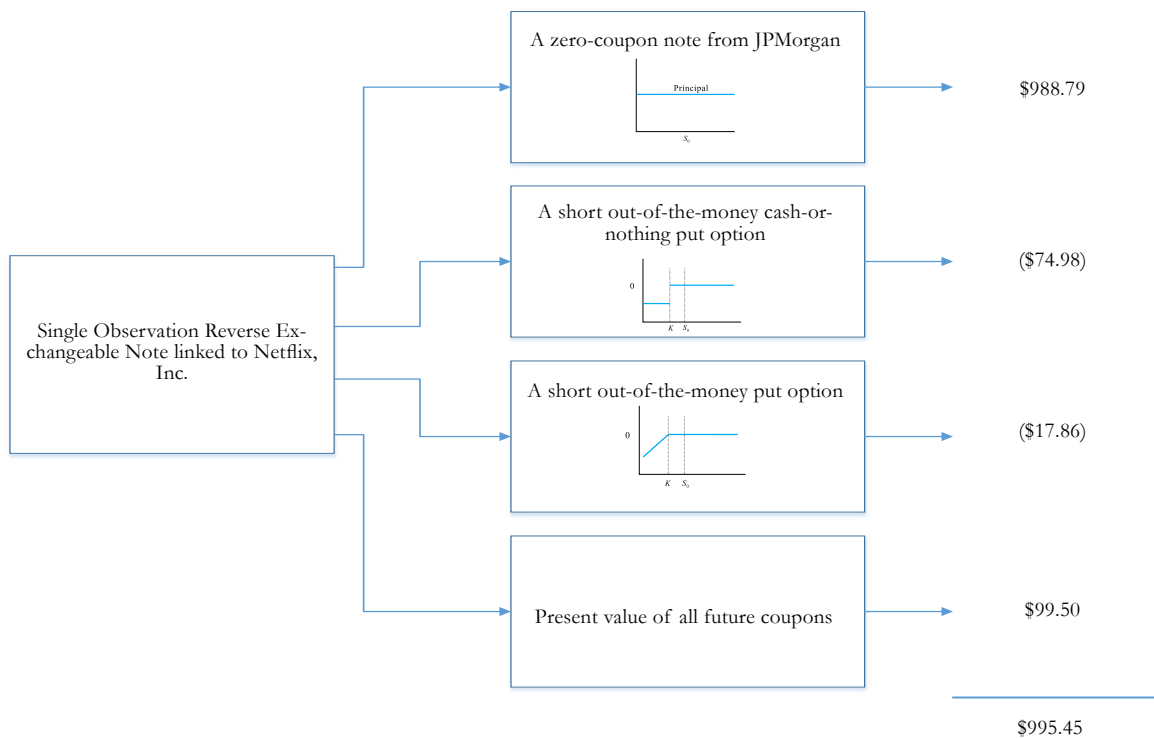
This note matured on November 15, 2011 and investors received \$516.54 per note (or equal to the value of 5.87 shares of Netflix, Inc. stock's closing price on November 9, 2011).

### Reference Asset Netflix, Inc.'s Stock's Implied Volatility



The annualized implied volatility of Netflix, Inc.'s stock on November 9, 2010 was 51.98%, meaning that options contracts on Netflix, Inc.'s stock were trading at prices that reflect an expected annual volatility of 51.98%. The higher the implied volatility, the larger the expected fluctuations of Netflix, Inc.'s stock price and of the Note's market value during the life of the Notes.

### Decomposition of this Single Observation Reverse Exchangeable Note



This note can be decomposed into different components, and each component can be valued separately. The chart above shows the value of each component of this Single Observation Reverse Exchangeable Note.

1. Delta measures the sensitivity of the price of the note to the Netflix, Inc.'s stock price on November 9, 2010.
2. CDS rates can be considered a measure of the probability that an issuer will default over a certain period of time and the likely loss given a default. The lower the CDS rate, the lower the default probability. CDS rate is given in basis points (1 basis point equals 0.01%), and is considered as a market premium, on top of the risk-free rate, that investors require to insure against a potential default.
3. Fair price evaluation is based on the Black-Scholes model of the Netflix, Inc.'s stock on November 9, 2010.
4. Calculated payout at maturity is only an approximation, and may differ from actual payouts at maturity.
5. Our evaluation does not include any transaction fees, broker commissions, or liquidity discounts on the notes.