

Report Prepared On: 08/26/14

**Structured Product Details**

<b>Name</b>	Leveraged Buffered Notes linked to iShares MSCI Emerging Markets Index Fund
<b>Issue Size</b>	\$822,000
<b>Issue Price</b>	\$1,000
<b>Term</b>	19 Months
<b>Annualized Coupon</b>	0.00%
<b>Pricing Date</b>	July 3, 2013
<b>Issue Date</b>	July 11, 2013
<b>Valuation Date</b>	February 5, 2015
<b>Maturity Date</b>	February 10, 2015
<b>Issuer</b>	Barclays
<b>CDS Rate</b>	70.1 bps
<b>Swap Rate</b>	0.61%
<b>Reference Asset</b>	iShares MSCI Emerging Markets Index Fund
<b>Initial Level</b>	\$37.58
<b>Dividend Rate</b>	2.03%
<b>Implied Volatility</b>	25.19%
<b>Delta<sup>1</sup></b>	0.59
<b>Fair Price at Issue</b>	\$963.58
<b>CUSIP</b>	06741TYN1
<b>SEC Link</b>	<a href="http://www.sec.gov/Archives/edgar/data/312070/000119312513284787/d565445d424b2.htm">www.sec.gov/Archives/edgar/data/312070/000119312513284787/d565445d424b2.htm</a>

**Leveraged Buffered Notes linked to iShares MSCI Emerging Markets Index Fund**

**Description**

Barclays issued \$822,000 of Leveraged Buffered Notes linked to iShares MSCI Emerging Markets Index Fund on July 11, 2013 at \$1,000 per note.

These notes are Barclays-branded Buffered PLUS securities that do not pay periodic coupons, but instead pay a single amount at maturity depending on the final level of iShares MSCI Emerging Markets Index Fund.

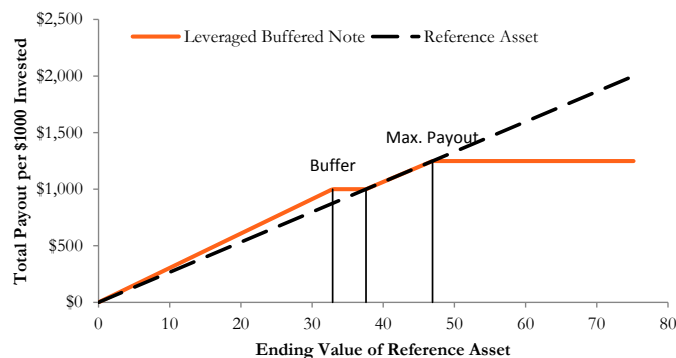
If on February 5, 2015 iShares MSCI Emerging Markets Index Fund's share price is higher than \$37.58, but lower than \$46.92, the notes pay a return equal to the percentage increase in iShares MSCI Emerging Markets Index Fund, up to a cap of 24.86%. If on February 5, 2015 the refe is below \$37.58 but not below \$32.88, investors receive \$1,000 face value per note. If iShares MSCI Emerging Markets Index Fund's share price on February 5, 2015 is lower than \$32.88, investors receive face value per note reduced by 1.14 times the amount the reference asset is below \$32.88 as a percent of the initial level, \$37.58.

**Valuation**

This product can be valued as a combination of a note from Barclays, 1.14 short out-of-the-money put options, one long at-the-money call option, and one short out-of-the-money call option. For reasonable valuation inputs this note was worth \$963.58 when it was issued on July 11, 2013 because the value of the options investors gave Barclays plus the interest investors would have received on Barclays's straight debt was worth \$36.42 more than the options investors received from Barclays.

There is no active secondary market for most structured products. Structured products, including this note, therefore are much less liquid than simple stocks, bonds, notes and mutual funds. Investors are likely to receive less than the structured product's estimated market value if they try to sell the structured product prior to maturity. Our valuations do not incorporate this relative lack of liquidity and therefore should be considered an upper bound on the value of the structured product.

**Payoff Curve at Maturity**



The payoff diagram shows the final payoff of this note given iShares MSCI Emerging Markets Index Fund's share price (horizontal axis). For comparison, the dashed line shows the payoff if you invested in iShares MSCI Emerging Markets Index Fund directly.

**Related Research**

**Research Papers:**

[www.slcg.com/research.php](http://www.slcg.com/research.php)

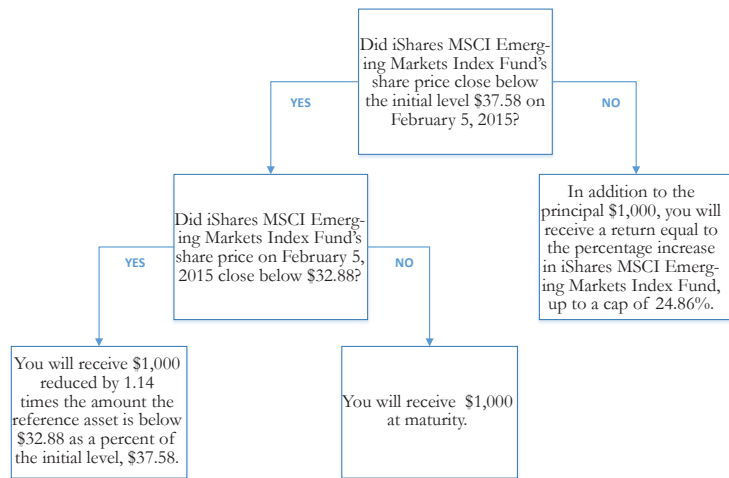
- "Are Structured Products Suitable for Retail Investors?" December 2006.
- "Structured Products in the Aftermath of Lehman Brothers," November 2009.
- "What TiVo and JP Morgan Teach Us about Reverse Convertibles," June 2010.

**Tim Husson, Ph.D.,**  
 Senior Financial Economist, SLCG  
 (+1) 703.890.0743  
 TimHusson@slcg.com

**Principal Payback Table**

iShares MSCI Emerging Markets Index Fund	Note Payoff
\$0.00	\$0.00
\$3.76	\$114.25
\$7.52	\$228.54
\$11.27	\$342.83
\$15.03	\$457.12
\$18.79	\$571.41
\$22.55	\$685.70
\$26.31	\$799.99
\$30.06	\$914.28
\$33.82	\$1,000.00
<b>\$37.58</b>	<b>\$1,000.00</b>
\$41.34	\$1,100.00
\$45.10	\$1,200.00
\$48.85	\$1,248.60
\$52.61	\$1,248.60
\$56.37	\$1,248.60

**Maturity Payoff Diagram**

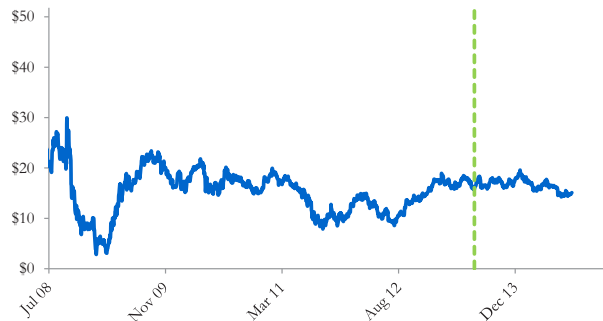


*The contingent payoffs of this Leveraged Buffered Note.*

**Analysis**

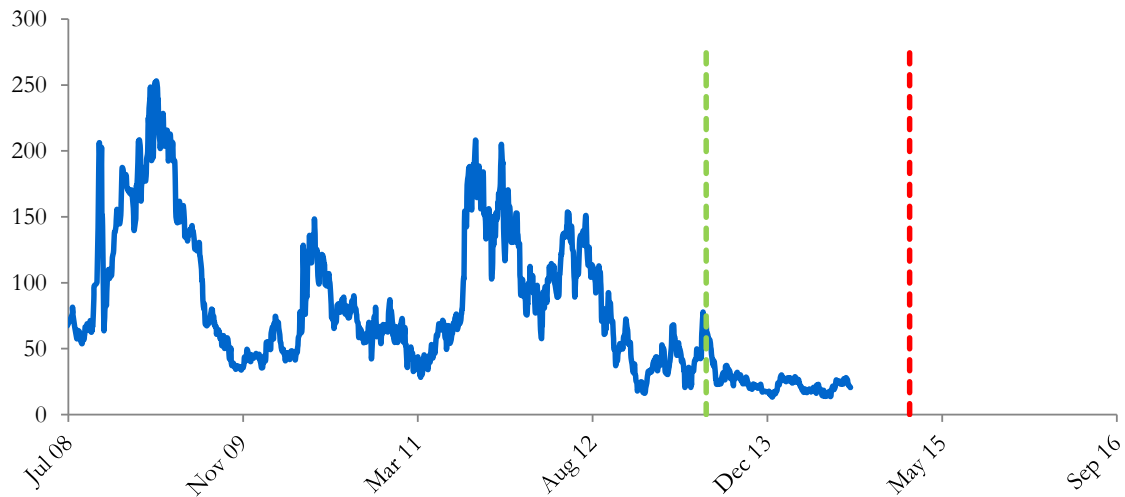
This Leveraged Buffered Note pays investors the increase in iShares MSCI Emerging Markets Index Fund capped at 24.86%, but if iShares MSCI Emerging Markets Index Fund declines over the term of the note, investors will suffer losses equal to the percentage decline in iShares MSCI Emerging Markets Index Fund. In addition, investors bear the credit risk of Barclays. Investors purchasing this Leveraged Buffered Note effectively sell at-the-money put and out-of-the-money call options to Barclays, buy at-the-money call options, and a zero-coupon note from Barclays. This Leveraged Buffered Note is fairly priced if and only if the market value of the options investors received from Barclays equals the market value of the options investors gave Barclays plus the interest investors would have received on Barclays's straight debt.

**Barclays's Stock Price**



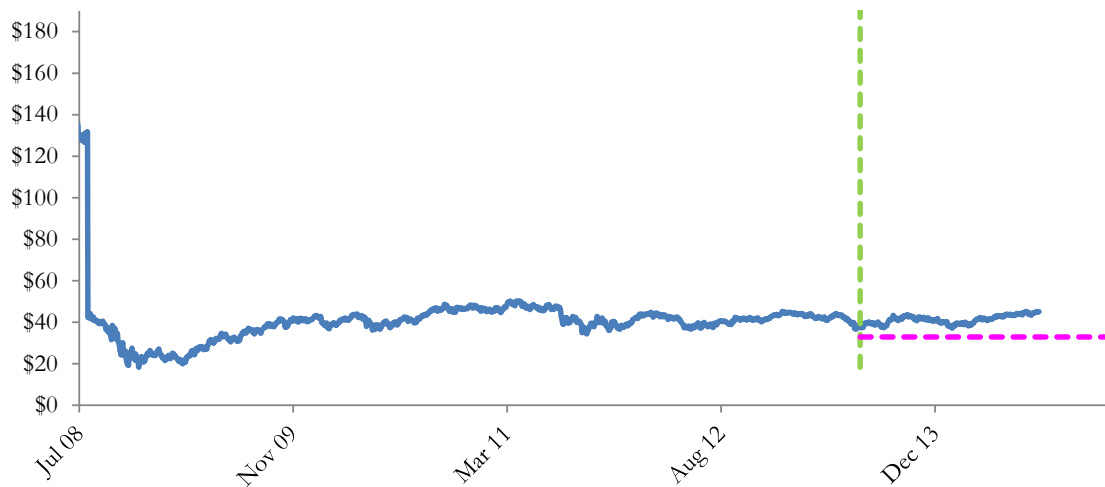
*The graph above shows the adjusted closing price of the issuer Barclays for the past several years. The stock price of the issuer is an indication of the financial strength of Barclays. The adjusted price shown above incorporates any stock split, reverse stock split, etc.*

**Barclays's CDS Rate**



*Credit default swap (CDS) rates are the market price that investors require to bear credit risk of an issuer such as Barclays. CDS rates are usually given in basis points (bps). One basis point equals 0.01%. Higher CDS rates reflect higher perceived credit risk, higher required yields, and therefore lower market value of Barclays's debt, including outstanding Leveraged Buffered Note. Fluctuations in Barclays's CDS rate impact the market value of the notes in the secondary market.*

**iShares MSCI Emerging Markets Index Fund's Share Price**

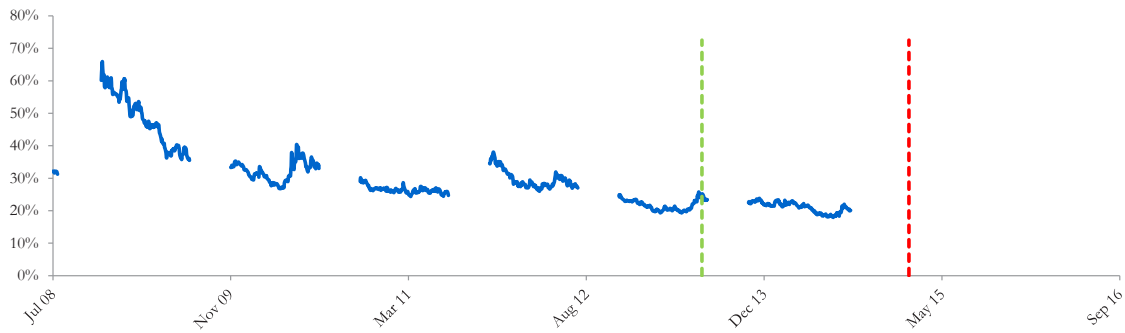


*The graph above shows the historical levels of iShares MSCI Emerging Markets Index Fund for the past several years. The final payoff of this note is determined by iShares MSCI Emerging Markets Index Fund's share price at maturity. Higher fluctuations in iShares MSCI Emerging Markets Index Fund's share price correspond to a greater uncertainty in the final payoff of this Leveraged Buffered Note.*

**Realized Payoff**

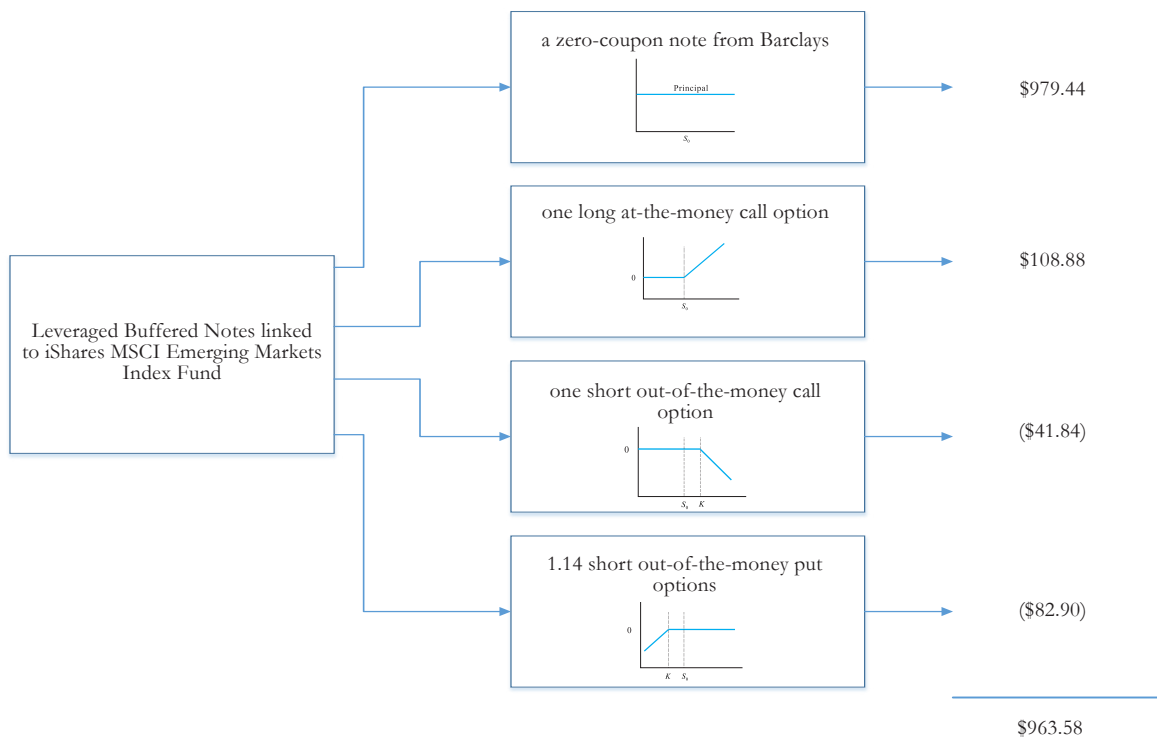
This product will mature on February 10, 2015.

## Reference Asset iShares MSCI Emerging Markets Index Fund's Implied Volatility



The annualized implied volatility of iShares MSCI Emerging Markets Index Fund on July 3, 2013 was 25.19%, meaning that options contracts on iShares MSCI Emerging Markets Index Fund were trading at prices that reflect an expected annual volatility of 25.19%. The higher the implied volatility, the larger the expected fluctuations of iShares MSCI Emerging Markets Index Fund's share price and of the Note's market value during the life of the Notes.

## Decomposition of this Leveraged Buffered Note



This note can be decomposed into different components, and each component can be valued separately. The chart above shows the value of each component of this Leveraged Buffered Note.

1. Delta measures the sensitivity of the price of the note to the iShares MSCI Emerging Markets Index Fund's share price on July 3, 2013.
2. CDS rates can be considered a measure of the probability that an issuer will default over a certain period of time and the likely loss given a default. The lower the CDS rate, the lower the default probability. CDS rate is given in basis points (1 basis point equals 0.01%), and is considered as a market premium, on top of the risk-free rate, that investors require to insure against a potential default.
3. Fair price evaluation is based on the Black-Scholes model of the iShares MSCI Emerging Markets Index Fund on July 3, 2013.
4. Calculated payout at maturity is only an approximation, and may differ from actual payouts at maturity.
5. Our evaluation does not include any transaction fees, broker commissions, or liquidity discounts on the notes.