

Report Prepared On: 05/22/13

Structured Product Details

Name	Phoenix Autocallable linked to Vale S.A.
Issue Size	\$1.70 million
Issue Price	\$1,000
Term	12 Months
Annualized Coupon	15.00%
Pricing Date	March 14, 2013
Issue Date	March 19, 2013
Valuation Date	March 28, 2014
Maturity Date	April 2, 2014
Issuer	Barclays
CDS Rate	32.45 bps
Swap Rate	0.71%
Reference Asset	Vale S.A.'s stock
Initial Level	\$17.60
Dividend Rate	6.32%
Implied Volatility	28.85%

Fair Price at Issue	\$971.68
CUSIP	06741TRB5
SEC Link	www.sec.gov/Archives/edgar/data/312070/000110465913021699/a13-6709_26424b2.htm

Related Research

Research Papers:

www.slcg.com/research.php

- "Are Structured Products Suitable for Retail Investors?" December 2006.
- "Structured Products in the Aftermath of Lehman Brothers," November 2009.
- "What TiVo and JP Morgan Teach Us about Reverse Convertibles," June 2010.

Tim Dulaney, Ph.D.,
 Senior Financial Economist, SLCG
 (+1) 703.539.6777
TimDulaney@slcg.com

**Phoenix Autocallable linked to Vale S.A.
 Description**

Barclays issued \$1.70 million of Phoenix Autocallable linked to Vale S.A. on March 19, 2013 at \$1,000 per note.

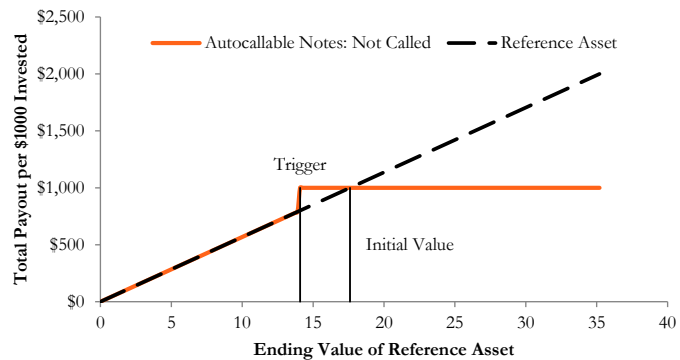
These 12-month notes are UBS-branded reverse convertible notes. On the quarterly coupon observation date, if the notes are not called back, they pay either quarterly coupon at an annualized rate of 15.00% if Vale S.A.'s stock price closes above the coupon barrier \$14.08, or no coupon if the stock price closes below the barrier. The first coupon observation date is June 28, 2013. This autocallable notes will be called back if the reference stock price on any quarterly call observation date after June 28, 2013 exceeds the initial stock price \$17.60. In this case, investors receive the principal plus any unpaid coupons. At maturity, the notes convert into shares of the reference security—56.82 shares of Vale S.A.'s stock in this case—if the market value of the reference stock at the note's maturity is below the trigger price \$14.08 (80% of the reference asset on March 14, 2013). Otherwise, investors will receive the \$1,000 face value.

Valuation

This note can be viewed as a combination of a zero-coupon note from Barclays, a series of contingent coupon payments, and a short put option on the reference asset. For reasonable valuation inputs this note was worth \$971.68 per \$1,000 face value when it was issued on March 19, 2013, including \$993.69 for the present value of the zero-coupon note, (\$85.05) for the short put options, and \$63.04 for the present value of all future contingent coupon payments.

There is no active secondary market for most structured products. Structured products, including this note, therefore are much less liquid than simple stocks, bonds, notes and mutual funds. Investors are likely to receive less than the structured product's estimated market value if they try to sell the structured product prior to maturity. Our valuations do not incorporate this relative lack of liquidity and therefore should be considered an upper bound on the value of the structured product.

Payoff Curve at Maturity

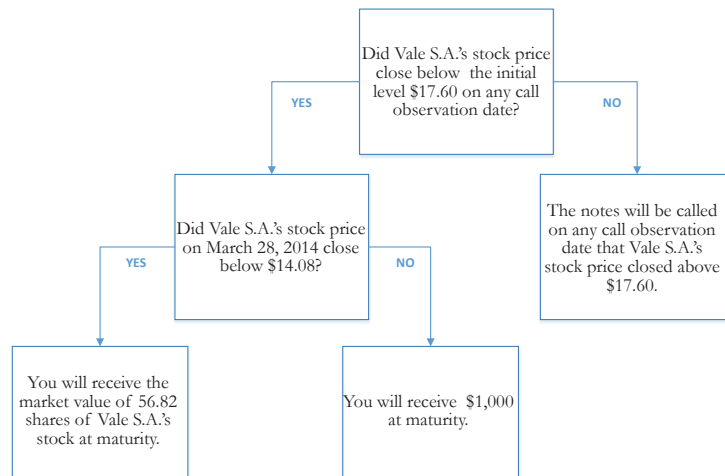


The payoff diagram shows the final payoff of this note given Vale S.A.'s stock price (horizontal axis). For comparison, the dashed line shows the payoff if you invested in Vale S.A.'s stock directly.

Principal Payback Table

Vale S.A.'s Stock	Note Payoff
\$0.00	\$0.00
\$1.76	\$100.00
\$3.52	\$200.00
\$5.28	\$300.00
\$7.04	\$400.00
\$8.80	\$500.00
\$10.56	\$600.00
\$12.32	\$700.00
\$14.08	\$1,000.00
\$15.84	\$1,000.00
\$17.60	\$1,000.00
\$19.36	\$1,000.00
\$21.12	\$1,000.00
\$22.88	\$1,000.00
\$24.64	\$1,000.00
\$26.40	\$1,000.00

Maturity Payoff Diagram



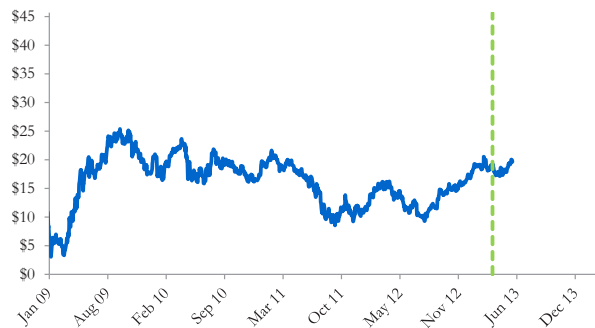
The contingent payoffs of this Phoenix Autocallable.

Analysis

The 15.00% coupon rate on this Phoenix Autocallable is higher than those paid by Barclays on its straight debts but, in addition to Barclays's credit risk, investors bear the risk that, 1) the note may be called; 2) the note may pay zero coupon because of the coupon contingency; 3) and the note will be converted into shares of Vale S.A.'s stock when Vale S.A.'s stock is worth substantially less than the face value of the note.

Investors purchasing these autocallable phoenix notes effectively sell contingent put options to Barclays and post the note's issue price as collateral to secure satisfaction of the investors' obligations under the option contracts. Barclays pays investors a contingent coupon that is part payment for the put options and part interest on the investors' posted collateral. This Phoenix Autocallable is fairly priced if and only if the difference between the contingent coupon and interest paid on Barclays's straight debt equals the value of the contingent put options investors are giving to Barclays. Whether this Phoenix Autocallable is suitable or not is identically equivalent to whether selling put options on the reference stock at the option premium being paid by Barclays was suitable for the investor.

Barclays's Stock Price



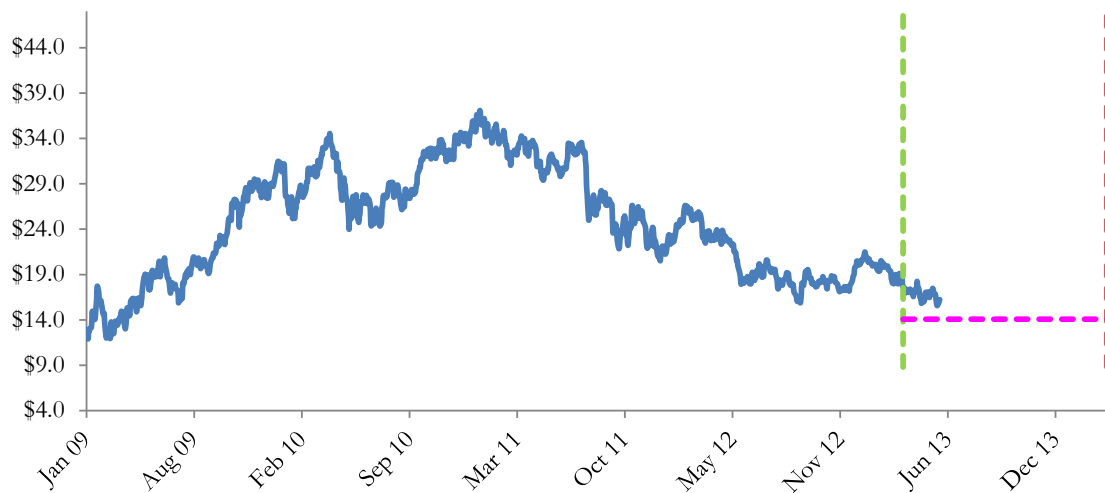
The graph above shows the adjusted closing price of the issuer Barclays for the past several years. The stock price of the issuer is an indication of the financial strength of Barclays. The adjusted price shown above incorporates any stock split, reverse stock split, etc.

Barclays's CDS Rate



Credit default swap (CDS) rates are the market price that investors require to bear credit risk of an issuer such as Barclays. CDS rates are usually given in basis points (bps). One basis point equals 0.01%. Higher CDS rates reflect higher perceived credit risk, higher required yields, and therefore lower market value of Barclays's debt, including outstanding Phoenix Autocallable. Fluctuations in Barclays's CDS rate impact the market value of the notes in the secondary market.

Vale S.A.'s Stock Price

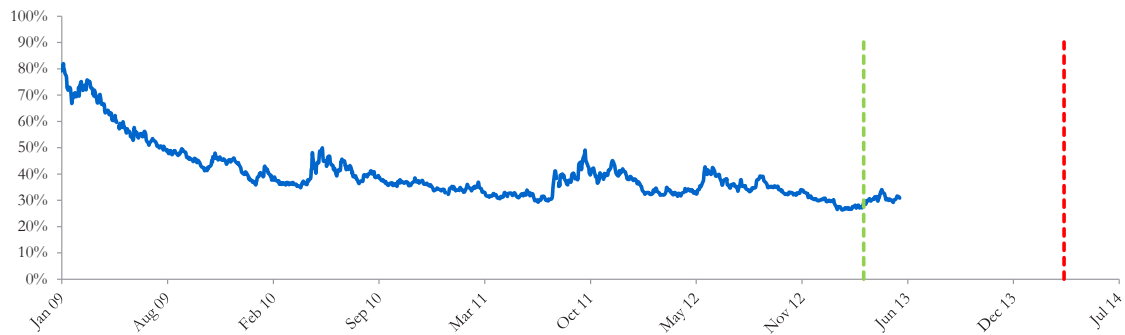


The graph above shows the historical levels of Vale S.A.'s stock for the past several years. The final payoff of this note is determined by Vale S.A.'s stock price at maturity. Higher fluctuations in Vale S.A.'s stock price correspond to a greater uncertainty in the final payout of this Phoenix Autocallable.

Realized Payoff

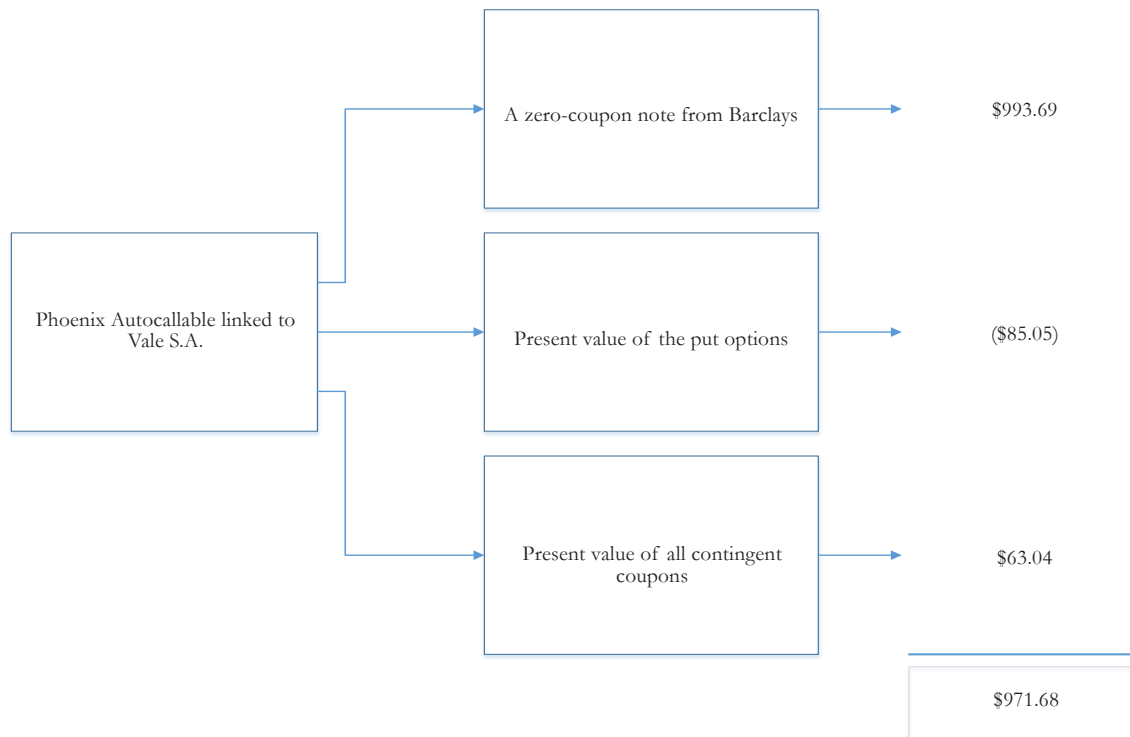
This product will mature on April 2, 2014.

Reference Asset Vale S.A.'s Stock's Implied Volatility



The annualized implied volatility of Vale S.A.'s stock on March 14, 2013 was 28.85%, meaning that options contracts on Vale S.A.'s stock were trading at prices that reflect an expected annual volatility of 28.85%. The higher the implied volatility, the larger the expected fluctuations of Vale S.A.'s stock price and of the Note's market value during the life of the Notes.

Decomposition of this Phoenix Autocallable



This note can be decomposed into different components, and each component can be valued separately. The chart above shows the value of each component of this Phoenix Autocallable.

1. Delta measures the sensitivity of the price of the note to the Vale S.A.'s stock price on March 14, 2013.
2. CDS rates can be considered a measure of the probability that an issuer will default over a certain period of time and the likely loss given a default. The lower the CDS rate, the lower the default probability. CDS rate is given in basis points (1 basis point equals 0.01%), and is considered as a market premium, on top of the risk-free rate, that investors require to insure against a potential default.
3. Fair price evaluation is based on the Black-Scholes model of the Vale S.A.'s stock on March 14, 2013.
4. Calculated payout at maturity is only an approximation, and may differ from actual payouts at maturity.
5. Our evaluation does not include any transaction fees, broker commissions, or liquidity discounts on the notes.