

Report Prepared On: 04/19/13

**Structured Product Details**

<b>Name</b>	Phoenix Autocallable Notes linked to Apple Inc
<b>Issue Size</b>	\$14.39 million
<b>Issue Price</b>	\$1,000
<b>Term</b>	13 Months
<b>Annualized Coupon</b>	15.10%
<b>Pricing Date</b>	October 5, 2012
<b>Issue Date</b>	October 11, 2012
<b>Valuation Date</b>	October 22, 2013
<b>Maturity Date</b>	October 25, 2013
<b>Issuer</b>	Barclays
<b>CDS Rate</b>	71.45 bps
<b>Swap Rate</b>	0.93%
<b>Reference Asset</b>	Apple, Inc.'s stock
<b>Initial Level</b>	\$652.65
<b>Dividend Rate</b>	0.00%
<b>Implied Volatility</b>	34.91%
<b>Fair Price at Issue</b>	\$982.80
<b>CUSIP</b>	06741TJA6
<b>SEC Link</b>	<a href="http://www.sec.gov/Archives/edgar/data/312070/000110465912068400/a12-22573_23424b2.htm">www.sec.gov/Archives/edgar/data/312070/000110465912068400/a12-22573_23424b2.htm</a>

**Related Research**

**Research Papers:**

[www.slcg.com/research.php](http://www.slcg.com/research.php)

- "Are Structured Products Suitable for Retail Investors?" December 2006.
- "Structured Products in the Aftermath of Lehman Brothers," November 2009.
- "What TiVo and JP Morgan Teach Us about Reverse Convertibles," June 2010.

**Tim Dulaney, Ph.D.,**  
 Senior Financial Economist, SLCG  
 (+1) 703.539.6777  
[TimDulaney@slcg.com](mailto:TimDulaney@slcg.com)

**Phoenix Autocallable Notes linked to Apple Inc**

**Description**

Barclays issued \$14.39 million of Phoenix Autocallable Notes linked to Apple Inc on October 11, 2012 at \$1,000 per note.

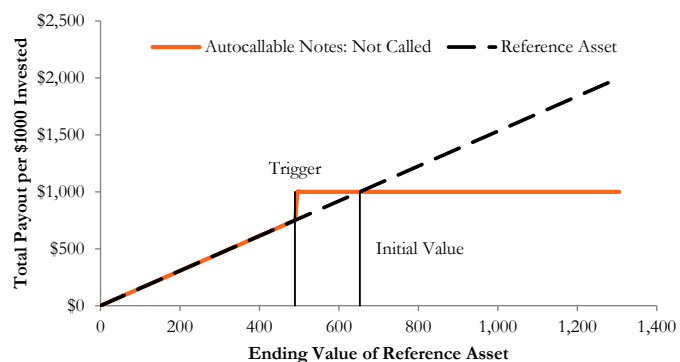
These 13-month notes are UBS-branded reverse convertible notes. On the quarterly coupon observation date, if the notes are not called back, they pay either quarterly coupon at an annualized rate of 15.10% if Apple, Inc.'s stock price closes above the coupon barrier \$489.49, or no coupon if the stock price closes below the barrier. The first coupon observation date is January 22, 2013. This autocallable notes will be called back if the reference stock price on any quarterly call observation date after January 22, 2013 exceeds the initial stock price \$652.65. In this case, investors receive the principal plus any unpaid coupons. At maturity, the notes convert into shares of the reference security—1.53 shares of Apple, Inc.'s stock in this case—if the market value of the reference stock at the note's maturity is below the trigger price \$489.49 (75% of the reference asset on October 5, 2012). Otherwise, investors will receive the \$1,000 face value.

**Valuation**

This note can be viewed as a combination of a zero-coupon note from Barclays, a series of contingent coupon payments, and a short put option on the reference asset. For reasonable valuation inputs this note was worth \$982.80 per \$1,000 face value when it was issued on October 11, 2012, including \$990.59 for the present value of the zero-coupon note, (\$73.33) for the short put options, and \$65.54 for the present value of all future contingent coupon payments.

There is no active secondary market for most structured products. Structured products, including this note, therefore are much less liquid than simple stocks, bonds, notes and mutual funds. Investors are likely to receive less than the structured product's estimated market value if they try to sell the structured product prior to maturity. Our valuations do not incorporate this relative lack of liquidity and therefore should be considered an upper bound on the value of the structured product.

**Payoff Curve at Maturity**

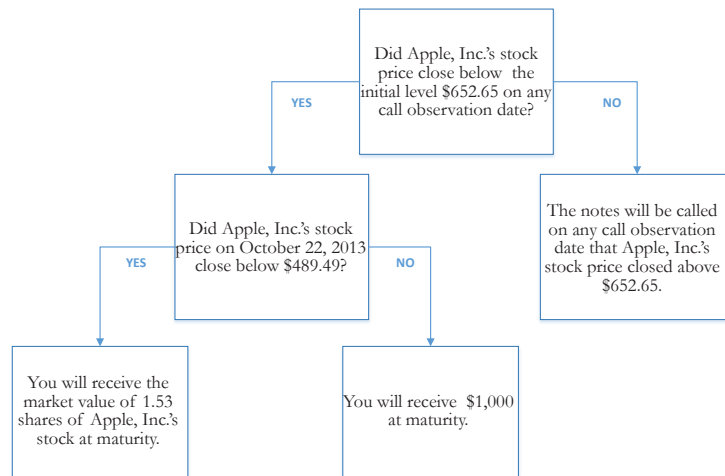


The payoff diagram shows the final payoff of this note given Apple, Inc.'s stock price (horizontal axis). For comparison, the dashed line shows the payoff if you invested in Apple, Inc.'s stock directly.

**Principal Payback Table**

Apple, Inc.'s Stock	Note Payoff
\$0.00	\$0.00
\$65.27	\$100.00
\$130.53	\$200.00
\$195.80	\$300.00
\$261.06	\$400.00
\$326.33	\$500.00
\$391.59	\$600.00
\$456.86	\$700.00
\$522.12	\$1,000.00
\$587.39	\$1,000.00
<b>\$652.65</b>	<b>\$1,000.00</b>
\$717.92	\$1,000.00
\$783.18	\$1,000.00
\$848.45	\$1,000.00
\$913.71	\$1,000.00
\$978.98	\$1,000.00

**Maturity Payoff Diagram**



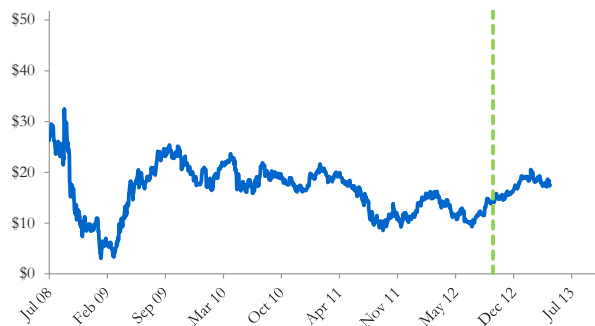
*The contingent payoffs of this Phoenix Autocallable Note.*

**Analysis**

The 15.10% coupon rate on this Phoenix Autocallable Note is higher than those paid by Barclays on its straight debts but, in addition to Barclays's credit risk, investors bear the risk that, 1) the note may be called; 2) the note may pay zero coupon because of the coupon contingency; 3) and the note will be converted into shares of Apple, Inc.'s stock when Apple, Inc.'s stock is worth substantially less than the face value of the note.

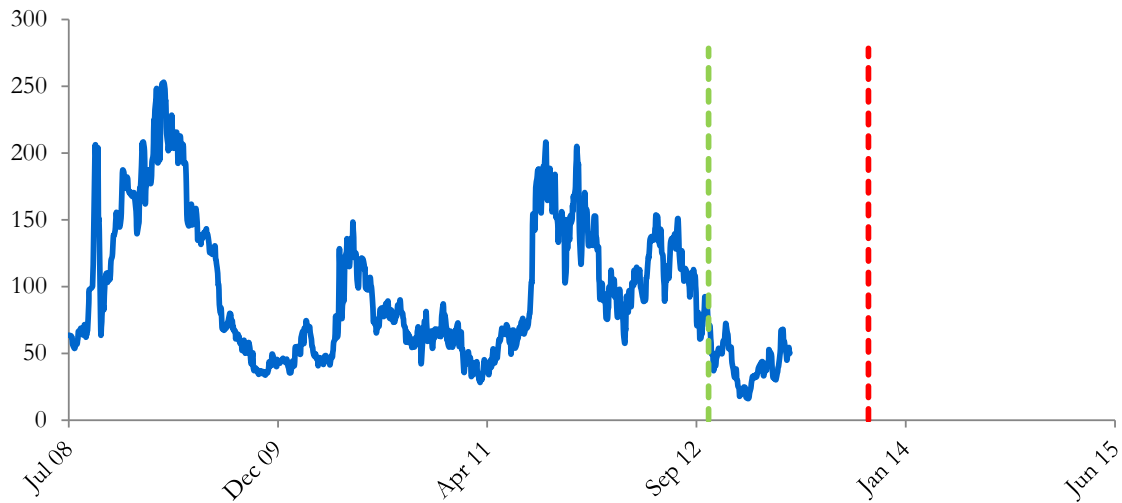
Investors purchasing these autocallable phoenix notes effectively sell contingent put options to Barclays and post the note's issue price as collateral to secure satisfaction of the investors' obligations under the option contracts. Barclays pays investors a contingent coupon that is part payment for the put options and part interest on the investors' posted collateral. This Phoenix Autocallable Note is fairly priced if and only if the difference between the contingent coupon and interest paid on Barclays's straight debt equals the value of the contingent put options investors are giving to Barclays. Whether this Phoenix Autocallable Note is suitable or not is identically equivalent to whether selling put options on the reference stock at the option premium being paid by Barclays was suitable for the investor.

**Barclays's Stock Price**



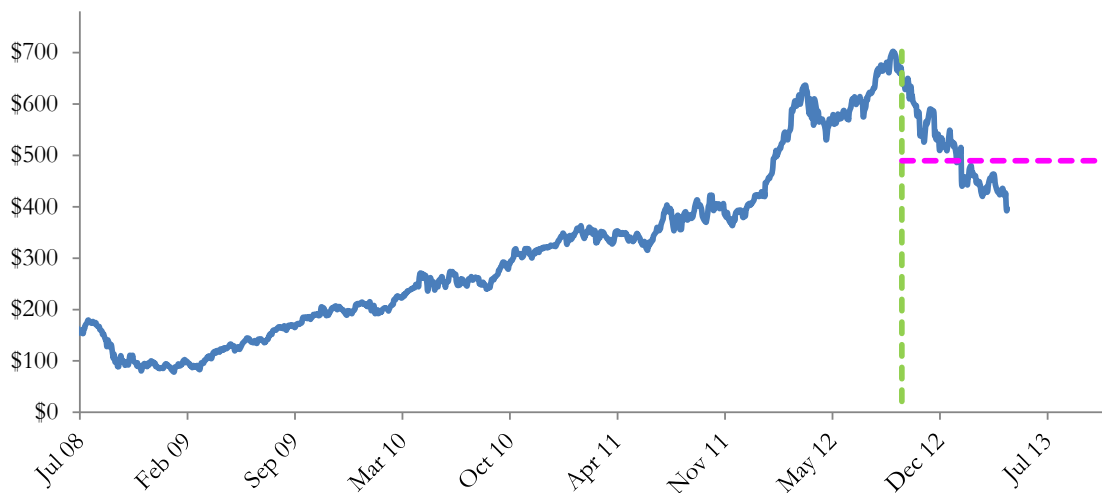
*The graph above shows the adjusted closing price of the issuer Barclays for the past several years. The stock price of the issuer is an indication of the financial strength of Barclays. The adjusted price shown above incorporates any stock split, reverse stock split, etc.*

### Barclays's CDS Rate



Credit default swap (CDS) rates are the market price that investors require to bear credit risk of an issuer such as Barclays. CDS rates are usually given in basis points (bps). One basis point equals 0.01%. Higher CDS rates reflect higher perceived credit risk, higher required yields, and therefore lower market value of Barclays's debt, including outstanding Phoenix Autocallable Note. Fluctuations in Barclays's CDS rate impact the market value of the notes in the secondary market.

### Apple, Inc.'s Stock Price

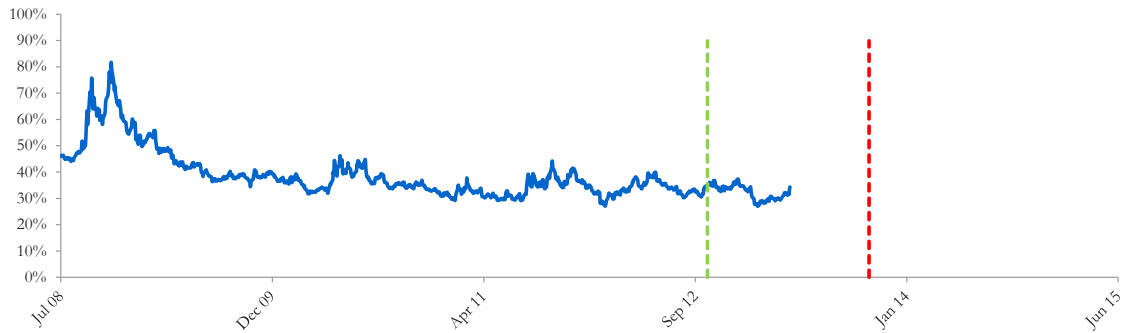


The graph above shows the historical levels of Apple, Inc.'s stock for the past several years. The final payoff of this note is determined by Apple, Inc.'s stock price at maturity. Higher fluctuations in Apple, Inc.'s stock price correspond to a greater uncertainty in the final payout of this Phoenix Autocallable Note.

### Realized Payoff

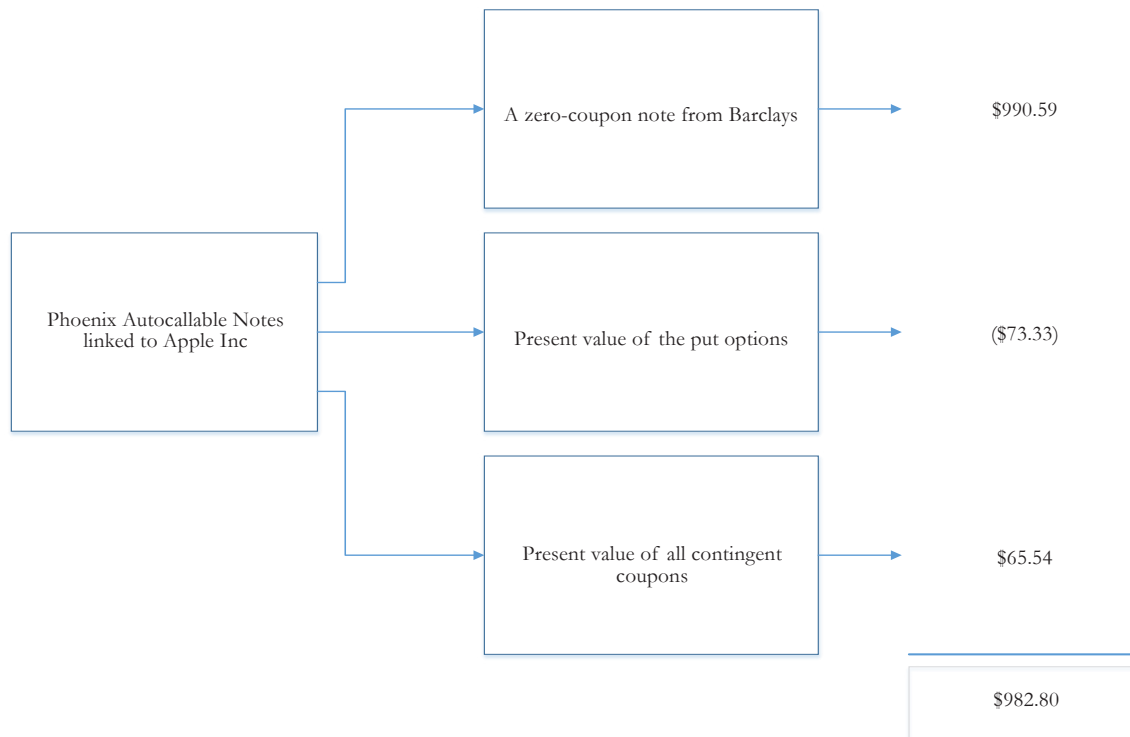
This product will mature on October 25, 2013.

## Reference Asset Apple, Inc.'s Stock's Implied Volatility



The annualized implied volatility of Apple, Inc.'s stock on October 5, 2012 was 34.91%, meaning that options contracts on Apple, Inc.'s stock were trading at prices that reflect an expected annual volatility of 34.91%. The higher the implied volatility, the larger the expected fluctuations of Apple, Inc.'s stock price and of the Note's market value during the life of the Notes.

## Decomposition of this Phoenix Autocallable Note



This note can be decomposed into different components, and each component can be valued separately. The chart above shows the value of each component of this Phoenix Autocallable Note.

1. Delta measures the sensitivity of the price of the note to the Apple, Inc.'s stock price on October 5, 2012.
2. CDS rates can be considered a measure of the probability that an issuer will default over a certain period of time and the likely loss given a default. The lower the CDS rate, the lower the default probability. CDS rate is given in basis points (1 basis point equals 0.01%), and is considered as a market premium, on top of the risk-free rate, that investors require to insure against a potential default.
3. Fair price evaluation is based on the Black-Scholes model of the Apple, Inc.'s stock on October 5, 2012.
4. Calculated payout at maturity is only an approximation, and may differ from actual payouts at maturity.
5. Our evaluation does not include any transaction fees, broker commissions, or liquidity discounts on the notes.