

Report Prepared On: 10/26/12

**Structured Product Details**

<b>Name</b>	Reverse Convertible Notes linked to AK Steel Holding Corp.
<b>Issue Size</b>	\$250,000
<b>Issue Price</b>	\$1,000
<b>Term</b>	3 Months
<b>Annualized Coupon</b>	19.00%
<b>Pricing Date</b>	May 25, 2010
<b>Issue Date</b>	May 28, 2010
<b>Valuation Date</b>	August 25, 2010
<b>Maturity Date</b>	August 30, 2010
<b>Issuer</b>	Barclays
<b>CDS Rate</b>	124.12 bps
<b>Swap Rate</b>	0.54%
<b>Reference Asset</b>	AK Steel Holding Corp.'s stock
<b>Initial Level</b>	\$15.06
<b>Conversion Price</b>	\$12.34
<b>Trigger Price</b>	\$12.05
<b>Dividend Rate</b>	1.32%
<b>Implied Volatility</b>	66.79%
<b>Delta<sup>1</sup></b>	0.45
<b>Fair Price at Issue</b>	\$916.28
<b>Realized Return</b>	-43.16%
<b>CUSIP</b>	06740LTV7
<b>SEC Link</b>	<a href="http://www.sec.gov/Archives/edgar/data/312070/000119312510130593/d424b2.htm">www.sec.gov/Archives/edgar/data/312070/000119312510130593/d424b2.htm</a>

**Related Research**

**Research Papers:**

[www.slcg.com/research.php](http://www.slcg.com/research.php)

- "Are Structured Products Suitable for Retail Investors?" December 2006.
- "Structured Products in the Aftermath of Lehman Brothers," November 2009.
- "What TiVo and JP Morgan Teach Us about Reverse Convertibles," June 2010.

**Geng Deng, Ph.D., FRM**

Director, SLCG  
 (+1) 703.890.0741  
[GengDeng@slcg.com](mailto:GengDeng@slcg.com)

**Reverse Convertible Notes linked to AK Steel Holding Corp.**

**Description**

Barclays issued \$250,000 of Reverse Convertible Notes linked to AK Steel Holding Corp. on May 28, 2010 at \$1,000 per note.

These notes are Barclays-branded reverse convertibles. Reverse convertibles pay periodic interest coupons and at maturity convert into shares of the reference security if the price of the reference stock at the notes' maturity is below its price when the notes were issued and had closed below a specified "trigger" during the term of the notes.

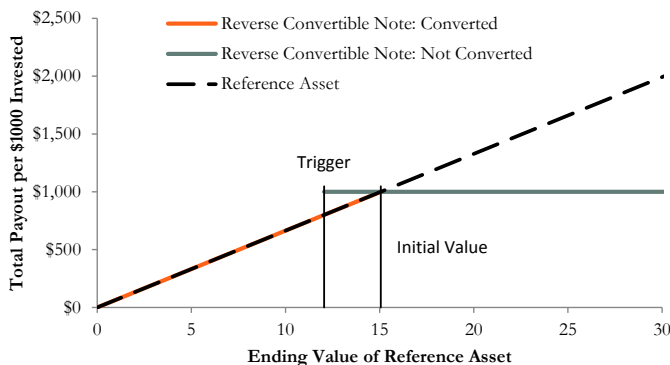
These 3-month notes pay monthly coupons at an annualized rate of 19.00%. In addition to the monthly coupons, at maturity on August 30, 2010 investors will receive the market value of 66.40 shares of AK Steel Holding Corp.'s stock if on August 25, 2010 AK Steel Holding Corp.'s stock price closes below \$15.06 (AK Steel Holding Corp.'s stock price on May 25, 2010) and had ever closed at or below \$12.05 during the term of the notes. Otherwise, investors will receive the \$1,000 face value per note.

**Valuation**

This Barclays reverse convertible linked to AK Steel Holding Corp.'s stock can be valued as a combination of a note from Barclays and a short down-and-in, at-the-money put option on AK Steel Holding Corp.'s stock. For reasonable valuation inputs this note was worth \$916.28 per \$1,000 when it was issued on May 28, 2010 because investors were effectively being paid only \$42.93 for giving Barclays an option which was worth \$126.65.

There is no active secondary market for most structured products. Structured products, including this note, therefore are much less liquid than simple stocks, bonds, notes and mutual funds. Investors are likely to receive less than the structured product's estimated market value if they try to sell the structured product prior to maturity. Our valuations do not incorporate this relative lack of liquidity and therefore should be considered an upper bound on the value of the structured product.

**Payoff Curve at Maturity**

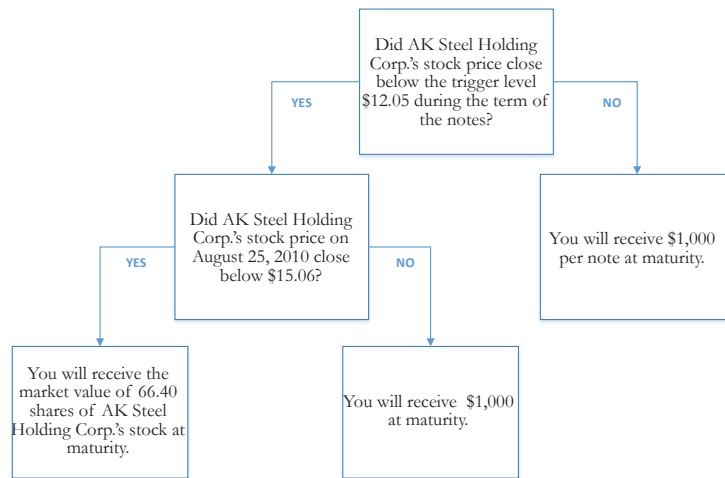


The payoff diagram shows the final payoff of this note given AK Steel Holding Corp.'s stock price (horizontal axis). For comparison, the dashed line shows the payoff if you invested in AK Steel Holding Corp.'s stock directly.

**Principal Payback Table**

AK Steel Holding Corp.'s Stock	Converted Note Payoff	Non-Converted Note Payoff
\$0.00	\$0.00	
\$1.51	\$100.00	
\$3.01	\$200.00	
\$4.52	\$300.00	
\$6.02	\$400.00	
\$7.53	\$500.00	
\$9.04	\$600.00	
\$10.54	\$700.00	
\$12.05	\$800.00	\$1,000.00
\$13.55	\$900.00	\$1,000.00
<b>\$15.06</b>	<b>\$1,000.00</b>	<b>\$1,000.00</b>
\$16.57	\$1,000.00	\$1,000.00
\$18.07	\$1,000.00	\$1,000.00
\$19.58	\$1,000.00	\$1,000.00
\$21.08	\$1,000.00	\$1,000.00
\$22.59	\$1,000.00	\$1,000.00

**Maturity Payoff Diagram**



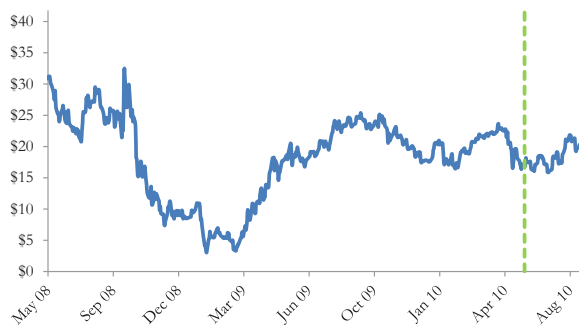
*The contingent payoffs of this Reverse Convertible Note.*

**Analysis**

This reverse convertible's 19.00% coupon rate is higher than the yield Barclays paid on its straight debt but, in addition to Barclays's credit risk, investors bear the risk that they will receive shares of AK Steel Holding Corp.'s stock when they are worth substantially less than the face value of the note at maturity.

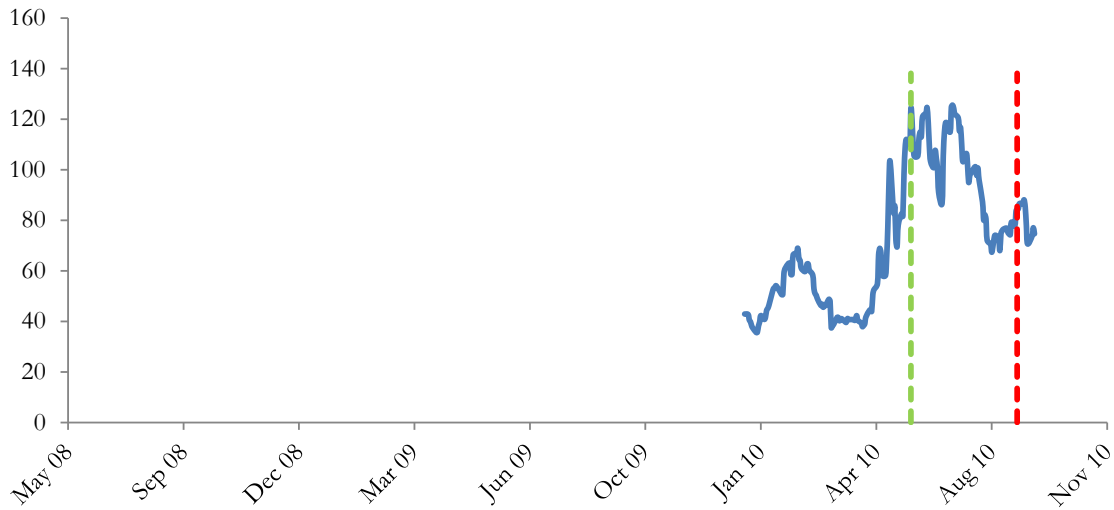
Investors purchasing reverse convertibles effectively sell put options to Barclays and post the note's issue price as collateral to secure satisfaction of the investors' obligations under the option contracts. Barclays pays investors a "coupon" that is part payment for the put options and part interest on the investors' posted collateral. This reverse convertible is fairly priced if and only if the excess of the reverse convertible's "coupon rate" above the interest Barclays pays on its straight debt equals the value of the put option investors are giving to Barclays. Whether the reverse convertible is suitable or not is equivalent to whether selling put options on the reference stock at the option premium being paid by Barclays was suitable for the investor.

**Barclays's Stock Price**



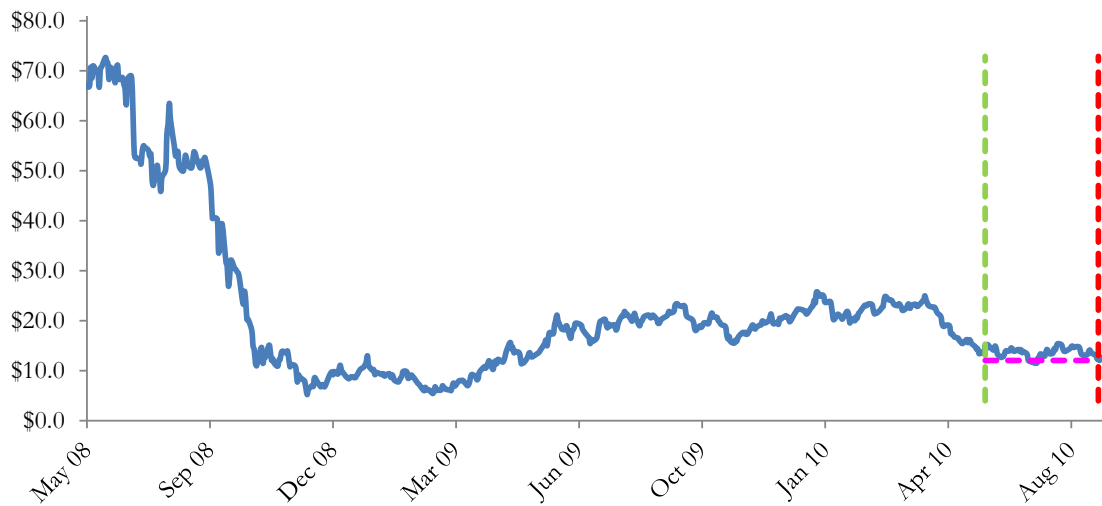
*The graph above shows the adjusted closing price of the issuer Barclays for the past several years. The stock price of the issuer is an indication of the financial strength of Barclays. The adjusted price shown above incorporates any stock split, reverse stock split, etc.*

### Barclays's CDS Rate



Credit default swap (CDS) rates are the market price that investors require to bear credit risk of an issuer such as Barclays. CDS rates are usually given in basis points (bps). One basis point equals 0.01%. Higher CDS rates reflect higher perceived credit risk, higher required yields, and therefore lower market value of Barclays's debt, including outstanding Reverse Convertible Note. Fluctuations in Barclays's CDS rate impact the market value of the notes in the secondary market.

### AK Steel Holding Corp.'s Stock Price

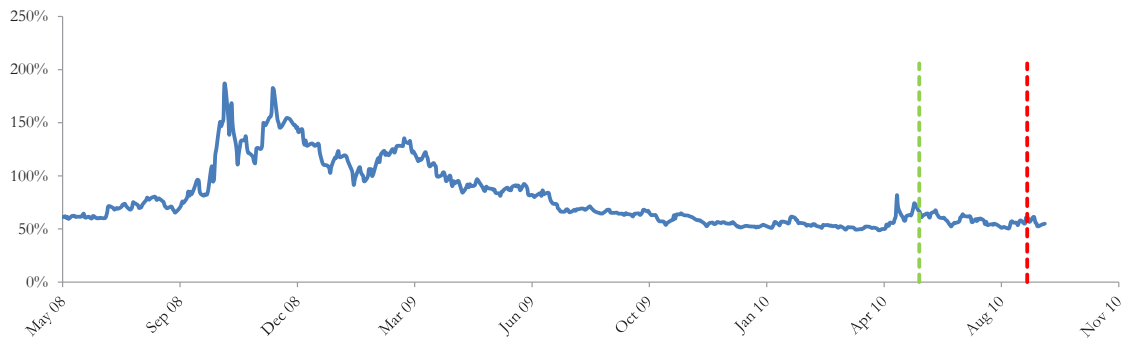


The graph above shows the historical levels of AK Steel Holding Corp.'s stock for the past several years. The final payoff of this note is determined by AK Steel Holding Corp.'s stock price at maturity. Higher fluctuations in AK Steel Holding Corp.'s stock price correspond to a greater uncertainty in the final payout of this Reverse Convertible Note.

### Realized Payoff

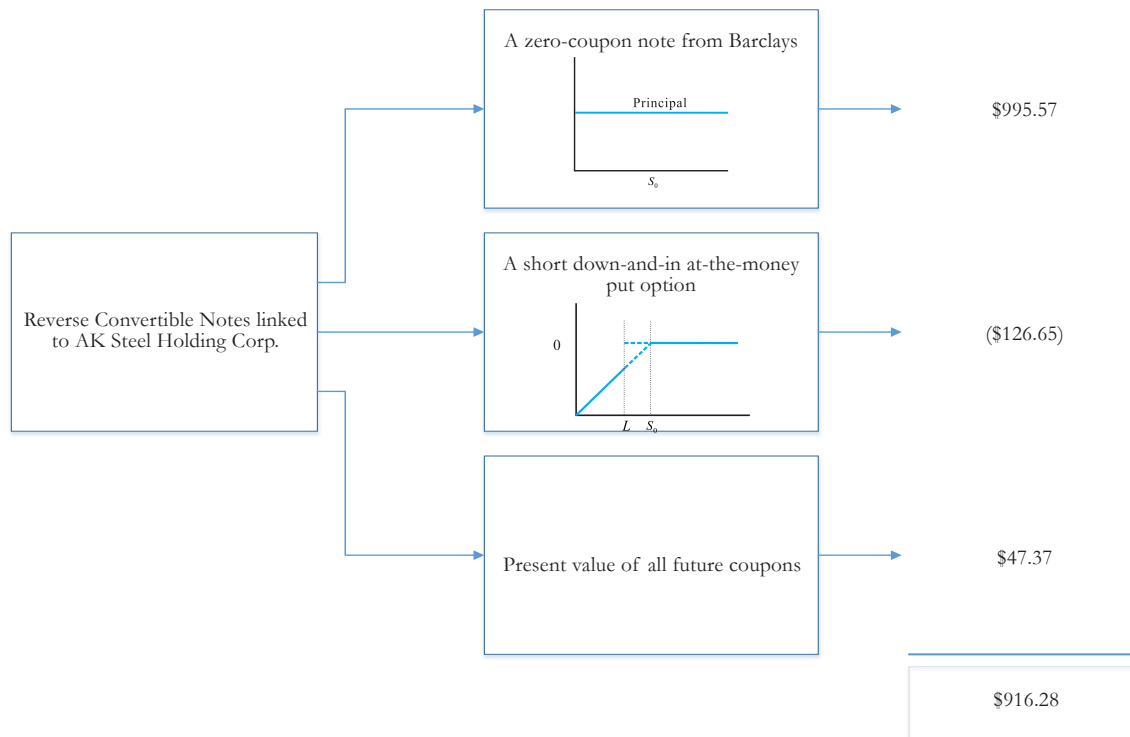
This note matured on August 30, 2010 and investors received \$819.39 per note (or equal to the value of 66.40 shares of AK Steel Holding Corp. stock's closing price on August 25, 2010).

## Reference Asset AK Steel Holding Corp.'s Stock's Implied Volatility



The annualized implied volatility of AK Steel Holding Corp.'s stock on May 25, 2010 was 66.79%, meaning that options contracts on AK Steel Holding Corp.'s stock were trading at prices that reflect an expected annual volatility of 66.79%. The higher the implied volatility, the larger the expected fluctuations of AK Steel Holding Corp.'s stock price and of the Note's market value during the life of the Notes.

## Decomposition of this Reverse Convertible Note



This note can be decomposed into different components, and each component can be valued separately. The chart above shows the value of each component of this Reverse Convertible Note.

1. Delta measures the sensitivity of the price of the note to the AK Steel Holding Corp.'s stock price on May 25, 2010.
2. CDS rates can be considered a measure of the probability that an issuer will default over a certain period of time and the likely loss given a default. The lower the CDS rate, the lower the default probability. CDS rate is given in basis points (1 basis point equals 0.01%), and is considered as a market premium, on top of the risk-free rate, that investors require to insure against a potential default.
3. Fair price evaluation is based on the Black-Scholes model of the AK Steel Holding Corp.'s stock on May 25, 2010.
4. Calculated payout at maturity is only an approximation, and may differ from actual payouts at maturity.
5. Our evaluation does not include any transaction fees, broker commissions, or liquidity discounts on the notes.